



INFORMATION  
INTERNATIONAL sa

*The Monthly*

issue number 199 | April-May 2025

[www.monthlymagazine.com](http://www.monthlymagazine.com) Published by Information International



# THE RESULTS OF MUNICIPAL ELECTIONS LEBANON 2025



# Index

199 | April-May 2025

## Leader

### 5 The Results of Municipal Elections Lebanon 2025

- |    |  |    |  |
|----|--|----|--|
| 7  | Beirut Municipality  | 43 | Sour Municipality                      |
| 12 | Jbeil Municipality   | 44 | Saida Municipality                     |
| 14 | Jdeideh – Baouchriye – Sedd El-<br>Baouchriye Municipality | 47 | Zararia Municipality                   |
| 16 | Okaibe Municipality  | 48 | Jezzine and Ain Majdalain Municipality |
| 17 | Barouk – Fraidis Municipality                              | 50 | Kfarfalous Municipality                |
| 18 | Jounieh Municipality                                       | 51 | Nabatiyeh Municipality                 |
| 20 | Deir el-Qamar Municipality                                 |    |  |
| 22 | Hadath – Haret el-Botm –Sebnay<br>Municipality             |    |  |
| 24 | Trablus Municipality                                       |    |  |
| 29 | Chekka Municipality  |    |  |
| 30 | Amioun, Koura Municipality                                 |    |  |
| 31 | Anfeh, Koura Municipality                                  |    |  |
| 32 | Minieh – Nabi Yousha' Municipality                         |    |  |
| 34 | Bsharri Municipality                                       |    |  |
| 35 | Rahbeh Municipality  |    |  |
| 36 | Zahle Municipality   |    |  |
| 38 | Rachaya Municipality                                       |    |  |
| 39 | Baalbek Municipality                                       |    |  |
| 41 | Ras Baalbek Municipality                                   |    |  |
| 42 | Al-Qa' Municipality  |    |  |



*The publishing of this issue was delayed from May 2025 till the end of July 2025 waiting for all the formal results of the elections.*

Published by Information International, *The Monthly* deals with research, economic, financial, social and cultural issues that concern Lebanese citizens and officials. It also publishes periodic public opinion polls on the topics in question. You can subscribe to "The Monthly" magazine by calling: 01-983008



All rights © reserved  
License No. 180/2003



Information International S.A.L  
Al-Borj Building, 4th Floor Martyr's Square, Commercial Center  
Beirut - Lebanon, P.O.BOX: 11-4353 Beirut, Lebanon  
Tel: (961-1) 983008/9 Fax: (961-1) 980630  
E-mail: [infointl@information-international.com](mailto:infointl@information-international.com)  
Web: [www.information-international.com](http://www.information-international.com)  
Web: [www.monthlymagazine.com](http://www.monthlymagazine.com)



@infointl  
@MonthlyMagazine

## Nancy Ajram and the “Municipalities...”

By Jawad N. Adra



This article was published in *The Monthly* editorial, issue no. 95- June 2010

Who remembers? On that day in the mid-nineties, individuals from the so-called “civil society”, most of whom with good intentions and some with a purpose and a strategy, organized the campaign “my country, my hometown, my municipality”. Funding of course is western and the reasoning is change through the bottom-up approach. One tends to empathize with those who have good intentions, but for those who claimed they had a “strategy for change” involving civil society, the time is ripe for a serious discussion.

**My country:** Divided horizontally and vertically between five heads, and sponsored by the Ta’ef and Doha agreements and jubilantly celebrated in the ceremony held at the Syrian Arab Republic’s Embassy in Beirut.

**My hometown:** No electricity, no sewage, no water, and pollution everywhere. No public schools, no preventive health care, lack of awareness for rights and obligations and no accountability for those elected to the municipal council.

**My Municipality:** A miniature replica of the public sector and the Council of Ministers with every family being represented by a person irrespective of how corrupt or ignorant he is and with the head of municipality controlling all decisions. The saying goes: “The municipality is a president and a policeman.” Squandering of public funds, outright theft, construction of roads and retaining walls even when they are not needed, and the ambition of families for their sons to be hired as municipality policemen.

**The solution?** The solution lies in the dissolution of all the municipal councils and the implementation of the laid out and paid for schemes, plans and strategies including (Lebanon’s urban and rural master plan and the strategies of social and economic developments, among others), holding elections after the integration of the municipalities to minimize their number to less than quarter, allowing residents to vote in their place of residence rather than their place of birth and placing them under the jurisdiction of the Court of Audit.

Considering that all of this is not in the horizon, it is therefore recommended to raise Nancy Ajram’s picture in their so-called “municipality palaces” and to start the day with her song “baladiyat”...” literally meaning municipalities or from the same hometown. Following are the lyrics:

“Very very good ... I am also naïve, I thank him, there is no one else to make my hours happy ... I am a part of him as he is also a part of me ... he is also from the same hometown... he is my “baladiyat”.”

Since Nancy is the United Nations goodwill ambassador, we can here celebrate the so-called international legitimacy partnership with the private and public sectors and celebrate our success in raising Lebanon’s name high in the world of art and democracy.

A lie called civil society! Yes, “I am a part of him and he is also a part of me!” as Nancy says.



# Leader





# THE RESULTS OF MUNICIPAL ELECTIONS LEBANON 2025

The municipal elections were last held in May 2016. They were supposed to take place again in May 2022, but due to the absence of political will, and under flimsy pretexts, the elections were postponed, and the mandate of the municipal councils was extended three consecutive times.

In 2022, under the pretext that the municipal elections coincided with the parliamentary elections, Law No. 285 dated 12/4/2022 was passed, extending the mandate of the municipal councils until 31/5/2023.

In 2023, under the pretext of lack of funds, Law No. 310 dated 9/4/2023 was passed, extending the mandate of the municipal councils until no later than 31/5/2024.

In 2024, under the pretext of the war in the south and the impossibility of holding elections there, Law No. 325 dated 26/4/2024 was passed, extending the mandate of the municipal councils until no later than 31/5/2025.

**With the election of a new president in Lebanon at the beginning of 2025 and the formation of a new government, amid political consensus, the municipal elections were organized in four phases from May 4 to May 24. These elections were held in 1,064 municipalities, and suspended in a single municipality: Naameh and Haret Naameh in the Chouf district.**

**Political parties and movements participated in these elections sometimes openly and directly, and sometimes through family alliances.**

### **Overview of Municipal Election Results:**

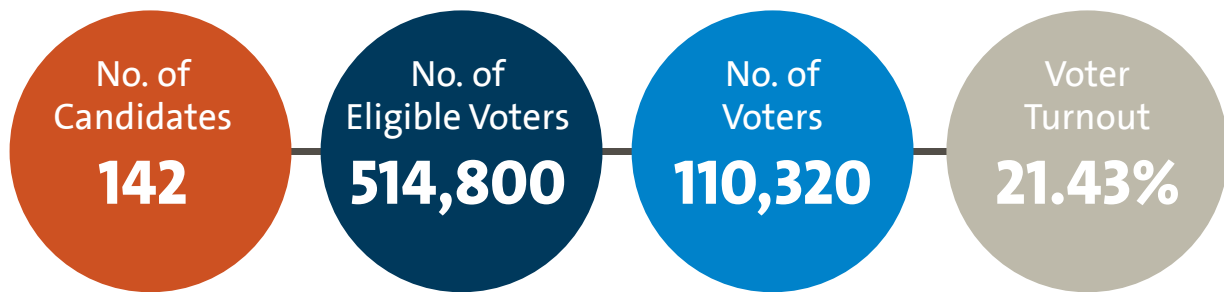
- A noticeable decline in support for what has been termed “civil society” and “change forces,” particularly evident in Tripoli, Beirut, and Baalbek.
- The Amal–Hezbollah alliance affirmed its dominance in most Shi'a municipalities across Mount Lebanon, the Bekaa, and the South. Their endorsed lists won unopposed in about 160 out of 331 municipalities, and the contests in other towns were largely predetermined.
- The Lebanese Forces confirmed their presence but did not cause a “tsunami,” with results varying: 60% for the Lebanese Forces versus 40% for the Free Patriotic Movement in some municipalities, and vice versa in others.
- The Free Patriotic Movement maintained a notable presence and did not appear as weak as expected.
- The Progressive Socialist Party confirmed its presence in Druze regions and towns, forming alliances in some areas with the Lebanese Democratic Party, and there was a notable civil society presence in many towns, especially Rachaya al-Foukhar.
- The Kataeb Party, the El-Murr family, the Harb family, the Independence Movement, and the Marada Movement maintained their presence in Christian areas alongside other parties.
- Family alliances remain a problematic reality that political forces resort to when convenient. They are politically beneficial but detrimental to development.
- Notably, a number of municipalities reached consensus lists or limited competitions.
- Political forces showed a lack of principled commitment to political work.
- The municipal electoral law needs reform to merge municipalities and allow voting based on place of residence rather than place of birth.
- Money and spite were two influential factors, with money playing a clear and documented role.
- Remarkable female participation both in candidacy and winning seats.
- Low voter turnout reflects realities of emigration and marginalization.
- There is an effort to capitalize on the results of these elections in the upcoming parliamentary elections, despite the significant difference between the majoritarian system used in municipal elections and the proportional system adopted in parliamentary elections.

Below is an overview of the most significant municipal election battles, and the symbolism and implications they represent.



# 2025 Municipal Election Results Beirut

## 24 seats



(roughly 6 candidates per seat)

### Voters by sectarian affiliation:

	2025	2016
• <b>Sunni</b>	68,000	58,540
• <b>Shi'a</b>	19,000	9,203
• <b>Christian</b>	21,000	27,709
• <b>Druze</b>	2,000	1,547

The municipal elections in Beirut drew significant public and political attention due to efforts to maintain sectarian parity between Muslims and Christians (12 Muslims: 8 Sunnis, 3 Shi'a, 1 Druze – and 12 Christians: 4 Greek Orthodox, 2 Maronites, 2 Armenian Orthodox, 1 Greek Catholic, 1 Armenian Catholic, 1 Evangelical, 1 Minority).

With the withdrawal of the Future Movement, which had traditionally upheld this sectarian balance, Christian groups sought to formalize the custom into law. In response, Muslim groups demanded the removal of the Orthodox governor's powers in exchange for accepting such legal enshrinement. No legal changes were made, but various political and partisan forces reached a consensus to form a unified list

that preserved the parity, though Muslims ultimately secured a slight majority with 13 seats compared to 11 for Christians.

- ***Beirut Btjammaana (Beirut Unites Us)***, headed by Ibrahim Zeidan and supported by Amal Movement, Hezbollah, Fouad Makhzoumi, Mohammad Choucair, Al-Mashari' Charity Association, the Kataeb, Lebanese Forces, Free Patriotic Movement, the Tashnag, and Hunchak parties. The list won 23 seats, losing only Eli Gabriel Andrea (Greek Orthodox), who received 37,149 votes. The list secured 52.2% of the vote with an average of 42,053 votes per candidate. Mohammad Hicham Balouza received the highest number with 46,666 votes, and Zeidan followed with 44,549 votes.
- ***Beirut Bithebbak (Beirut Loves You)***, headed by retired General Mahmoud Al-Jammal (Future Movement), supported by MP Nabil Badr and the Islamic Group. Jammal won a seat with 40,251 votes. The list (23 members) averaged 27,000 votes and received 32.1% of the vote.
- ***I'tilaf Beirut Madinati (Beirut Madinati Coalition)***, headed by Fadi Darwish (received 13,568 votes), supported by MPs Paula Yacoubian, Ibrahim Mneimneh, and Melhem Khalaf. It won no seats, received 8.8% of the vote with an average of 7,090 votes per candidate, a significant drop from 29,353 votes (38%) in 2016, reflecting the retreat of civil society presence in Beirut.
- ***Wlad el-Balad (People of the City)***, headed by former municipal council member Rola Wafiq El Ajouz (received 7,446 votes), supported by the head of the Makassed Islamic Charitable Association. The list averaged 2,410 votes and received 3% of the vote.
- ***Mouwatinoun wa Mouwatinat fi Beirut 'Asima li Dawla (Citizens in a State – Beirut Capital of a State)***, with 15 candidates, averaged 627 votes and received 0.49%.
- **Independent candidates**, 21 in total, collectively received 25,844 votes, making up 1.33% of the vote.







## Beirut Btjammana List

Average

**42,053 votes**

**52.2% of the voters**

1	Mohammad Hisham Balouza	46,666
2	Youssef Mohammad Baydoun	46,585
3	Mohammad Afif Mshaqa	45,570
4	Ahmad Abed al-Razzak Shatila	45,561
5	Fadi Ali Shahrour	45,366
6	Hussein Khalil al-Batal	44,633
7	Ibrahim Habib Zaidan	44,549
8	Lina Wajih Sinno	43,053
9	Rami Isam al-Ghawy	42,920
10	Ragheb George Haddad	42,044
11	Louis Joseph Ayoub	42,020
12	Serge Burj Malkunian	41,993
13	Imad Abdullah Faqih	41,910
14	Joelle Joseph Murad	41,527
15	Wahram Mosis Barsoumian	41,479
16	Teddy Nicolas Bathish	1,454
17	Racha Wissam Fattouh	41,008
18	Joumanah Qased al-Halabi	40,526
19	Iskandar Edmond Baridi	39,352
20	Saeed Saeed Hadifah	39,293
21	Hovhannes Hagop Baghdadjian	38,890
22	Wafaa Farid al-Fakhri	38,013
23	Elias Efram Abbas	37,728
24	Eli Gabriel Andrea	37,149



## Beirut Bithebbak List

Average

**27,000 votes**

**32.1% of the voters**

1	Mahmoud Mohi al-Din al-Jammal	40,251
2	Rami Mohammad Khair Aytani	32,805
3	Rola Mohammad Soubra	32,751
4	Marwah Faez al-Ghazairi	31,946
5	Fatima Mahmoud Mshaqah	31,059
6	Mughir Mohammad Reda Sanjabeh	30,854
7	Bassam Raji Hamzeh Sinno	29,057
8	Ahmad Mohammad Fouad al-Masri	27,491
9	Tawfiq Kazem Sanan	27,482
10	George Halim Majdalani	27,292
11	Daniel Michel Gabriel Bkhaazi	25,211
12	Eli Michel Qahwaji	25,001
13	May Marsellos Yazbek	24,799
14	Jad Gabriel Murad	24,524
15	Farah Abed al-Mun'am Mansour	24,345
16	Raymond Antoun Mitri	24,179
17	Robert Abdo al-Abyad	23,906
18	Nahi Fawzi Gibran	23,489
19	Marie-Ange Roger Nohra	23,446
20	Alan Antoun Andrea	23,080
21	Jack Hanna Zaytoun	22,868
22	Awad Ahmad al-Mar'i	22,776
23	Hagop Wahan Manisajian	22,401



## Beirut Madinati List

Average

**7,090 votes**

**8.8% of the voters**

In 2016

Average 29,353 votes 38%

1	Fadi Omar Darwish	13,568
2	Lama Sami al-Wazzan	10,923
3	Suha Suhail Mneimneh	10,690
4	Mazen Nabil al-Hassami	8,735
5	Munir Ezzat al-Mabsout	7,763
6	Bilal Isam Ramadan	7,679
7	Riyad Abdul Qader Arnaout	7,600
8	Zeina Mohammad al-Muqaddam	6,911
9	Paula Nicolas Rabiz	6,434
10	Kristy Edmond Osseily	6,376
11	Amal Mustafa Sherif	6,284
12	Najwa Raja Parody	6,265
13	Mark Christian Tuweiny	6,105
14	Marie Tanios Daou	6,104
15	George Malik Griegos	6,031
16	Jihan Ramzi Rizk	5,998
17	Lina Rafiq Jarous	5,974
18	Antoine Abdullah al-Rahib	5,920
19	Ihab Hussein Hamoud	5,903
20	Ghina Mahmoud al-Qasim	5,903
21	Sara Ghassan Mahmoud	5,874
22	Anita Ohannes Vartanian	5,792
23	Pierre Charbel Vartanian	5,661
24	Likoun Hosib Tlefzian	5,657



## Wlad el-Balad List

Average

**2,410 votes**

**3% of the voters**

1	Bassem Qasim Hamad	9,237
2	Rola Wafiq el-Ajouz	7,446
3	Mariam Khaled al-Rab'a	4,555
4	Mohammad Tariq Bassam Afifi	3,865
5	Rami Usam Halwani	3,751
6	Rola Wafiq 'Aliwan	3,414
7	Mohammad Faruq al-Zayyat	2,922
8	Selim Maurice Adeeb	1,992
9	Abbas Khodr al-Sabbagh	1,878
10	Youssef Shaker Kann'an	1,764
11	Jirji Suhail Shaghouri	1,678
12	Joumana Abed al-Latif Nasir	1,629
13	Selim Bshara Tabet	1,475
14	Dima Elias Nawbar	1,455
15	Nicolas Kamil Bkhaazi	1,416
16	Michal Farkas Samir Saadeh	1,288
17	Rita Labib al-Faghali	1,245
18	Maryna Carlsto Demirjian	1,186
19	Ali Khalil Fahim	1,091
20	Tanios Boulos al-Jammal	1,012
21	Dawud Abdullah 'Issa	1,007
22	Shukri Paul Michel Khodr	921
23	Dani Abed al-Masih Atrash	863
24	May Abbas Zawail	772

## Beirut Aasmetna List

Average 3,495 votes  
1.99% of the votes

1	Ahmad Mohammad Kann'an	5,650
2	Ahmad Amin Qabbani	5,231
3	Hani Mohammad Munir FathAllah	4,956
4	Adnan Mostafa al-Hakim	4,672
5	Ahmad Munir Dimashqiya	4,060
6	Jihad Ramzi 'Anouti	3,813
7	Hassan Ali al-Khatib	3,748
8	Hassan Munir Mneimneh	2,763
9	Marwan Mohammad Adnan Tabara	2,551
10	Ighaz Ibrahim al-Khadraa	662
11	Zoheir Amin Qataia	340

## Mouwatinoun wa Mouwatinat fi Dawla List

Average 627 votes  
0.49% of the votes

1	Ahmad Abed al-Hamid al-Masri	2,116
2	Karim Mohammad Salam	762
3	Alexi Gibran al-Haddad	679
4	Mohammad Ali Omar Saidani	671
5	Hassan Samih Hallaq	647
6	Raghda Mohammad Adel Tarabishy	601
7	George Khalil al-Khoury	535
8	Nicolas Roger al-Hayek	525
9	Rita Albert Nassar	495
10	Shadi Michel Rabiz	462
11	Mary Joseph Nahas	444
12	Haitham Mustafa Wehbeh	434
13	Beitar Wahi Mesisyan	357
14	Sakina Hussein al-Samra	348
15	Ali Reda Dayeh Shiran	328

## Independent Candidates

Average 25,844 votes  
1.33 %of the votes

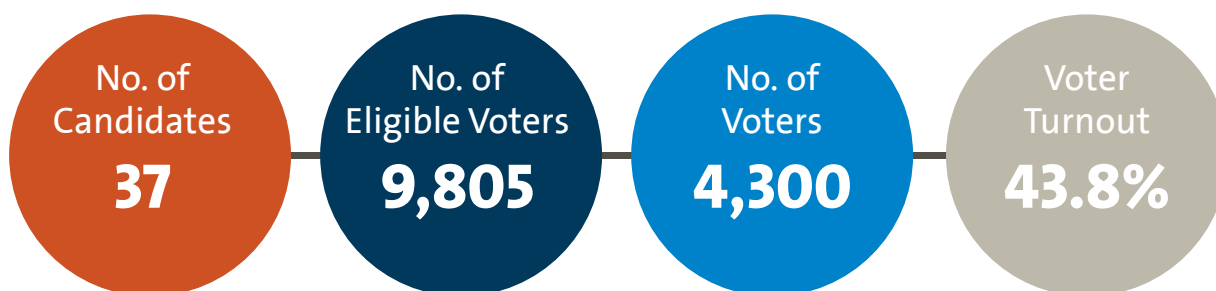
1	Selim Ibrahim Nader al-Madhoun	4,086
2	Princess Darine Emir Omar Shehab	3,254
3	Ahmad Mohammad Khair Aytani	3,198
4	Nabil Bishara Baydoun	3,675
5	Abdul Rahman Kamal al-Obeidi	2,355
6	Abdul Nasir Ahmad Bakhti	2,239
7	Abdul Qader Mohammad 'Amirat	1,822
8	Abdul Rahman Khodr al-Ghalayini	1,277
9	Rola Tawfiq al-Houri	1,216
10	Nada Salah al-Din al-Hut	1,197
11	Jamal Suhail Qleilat	947
12	Talal Abdul Qader Kreidiya	758
13	Ghina Saad al-Din Hamidi Saqr	435
14	Hassan Mahmoud al-Ka'kati	156
15	Hani Ibrahim al-Miqati	150
16	Maguy Issa Yanni	103
17	Malek Hanna Maliki Qudayfa	53
18	Hussein Adnan Hashim	50
19	Marwan Tawfiq Hindi	43
20	Mohammad Restom Khalil Helwani	32
21	Haroutiun Antranig Arkanian	14



## 2025 Municipal Election Results

### Jbeil

### 18 seats



The scene in the 2025 Jbeil municipal elections changed compared to the 2016 elections. Back then, the list headed by Ziad Hawat won with an average of 3,667 votes per candidate, and Hawat himself received 3,781 votes. At the time, the competition was limited to a single candidate, Claude Elie Marji, who got 375 votes. In the 2025 elections, however, a new opposition was formed to challenge the Lebanese Forces list, and Marji herself received 1,399 votes. Meanwhile, the list supported by Hawat saw a drop of 976 votes compared to 2016.

- **Jbeil Ahla (Jbeil is More Beautiful)**, headed by Joseph El-Shami and supported by MP Ziad Hawat, the Lebanese Forces, and the Kataeb party, won all the seats with 65% of the votes and an average of 2,684 votes per candidate.
- **Al-Qarar Al-Jbeili (The Jbeil Decision)**, supported by the Free Patriotic Movement, former Minister Jean-Louis Qordahi, and the National Bloc, received 35% of the votes with an average of 1,531 votes per candidate.

#### Independent candidates:

Paul Joseph Safir      5 votes  
Walid Boulos Saliba    1 vote





## Jbeil Ahla List

Average

**2,684 votes**

**65% of the voters**

1	Zaher Wadih Amin Ghosn	2,951
2	Joseph Antoine El-Shami	2,915
3	Joseph Tanios Zaarour	2,789
4	Julien Pedro Zgheib	2,735
5	Ghassan Edouard Tawileh	2,733
6	Elie Zakhia Mwannes	2,712
7	Walid Jean Beilan	2,704
8	Shadi Youssef Al-Khoury	2,699
9	Samer Ahmad Mcharrif	2,685
10	Elise Charbel Merhej	2,662
11	Dolly Safir Nasr	2,657
12	Karim Kamal Qordahi	2,650
13	Nizar Boulos Al-Hajj	2,648
14	Joseph Armnak Bezgian	2,639
15	Robert Nazih Hawat	2,623
16	Wissam Tony Saliba	2,618
17	Ziad Samir Al-Kellab	2,587
18	Lotfi Ahmad Al-Laquis	2,398



## Al-Qarar Al-Jbeili List

Average

**1,531 votes**

**35% of the voters**

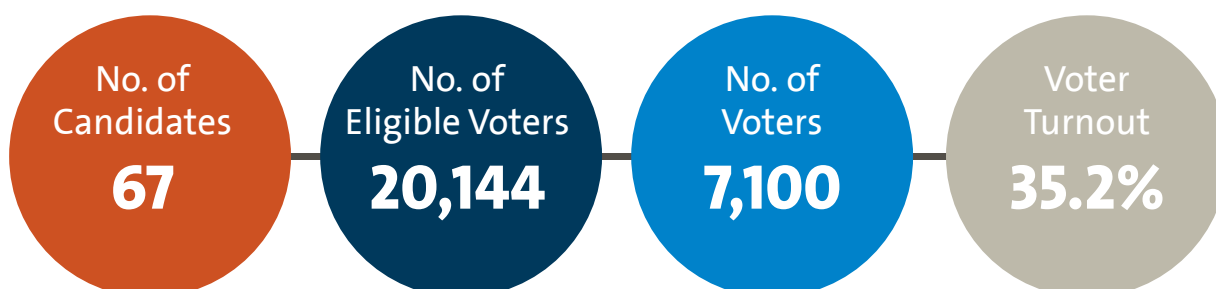
1	Fadi Boutros Saad	1,757
2	Fadi Shahid Saliba	1,693
3	Alexandra George Kellab	1,674
4	Cesar Boutros Al-Hajj	1,647
5	Majid Boutros Zgheib	1,636
6	Firas Salim Zaidan	1,629
7	Ziad Zakhia Al-Queiq	1,667
8	Louis Jean-Louis Qordahi	1,564
9	Bahij Omar Al-Laquis	1,492
10	Kamal Michel Safir	1,483
11	Fadi Hassan Haidar	1,458
12	Claude Tanios Farhat	1,456
13	Shadi Joseph Eidmoni	1,424
14	Samer Melhem Marai	1,411
15	Bernard Joseph Awad	1,411
16	Claude Elie Marji	1,399
17	Joseph Elias Khoury	1,328



## 2025 Municipal Election Results

### Jdeideh – Baouchriye – Sedd El-Baouchriye

**21 seats** (Baouchriye 9 – Sedd El-Baouchriye 7 – Jdeideh 5)



From consensus and acclamation in 2016 to a fierce battle in 2025, the scene flipped in the Jdeideh–Baouchriye–Sedd El-Baouchriye municipality, with a political contest between the Lebanese Forces and the Free Patriotic Movement.

- **Saar Wa'ta (It's about Time)**, headed by Auguste Bachous, grandson of former MP Auguste Bachous, supported by the Lebanese Forces, Kataeb, Tashnag, the Syriac Union, and MP Ibrahim Kanaan, won all the seats. They secured 59% of the votes with an average of 4,093 votes per candidate.
- **Bishafafiyah Nabni Al-Mustaqbal (With Transparency We Build the Future)**, headed by Jean Abou Jaoude and supported by the Free Patriotic Movement and the Al-Murr family, secured 40% of the votes with an average of 2,772 votes per candidate.

It is worth noting that in the 2016 elections, this municipality was elected by acclamation after a consensus between the Lebanese Forces, Free Patriotic Movement, and Kataeb. Antoine Jabara headed the council, but the municipality was dissolved in 2023 after disputes and the resignation of 11 members.

#### Independents

Baouchriye		
1	Jean Auguste Bakhous	770
2	Marlene Moussa Abdel Massih	376
3	Mariam Shehab El-Raie	321
4	Fadi Joseph Safi	10
5	Tony Michel Saqr	3
6	Tony George El-Hajj	1
7	Rania Yaacoub Feirik	1
8	Ronald Antoine Georgovitch	0

Jdeideh		
9	Ibrahim Naeem Naameh	151
10	Boutros Youssef Laban Abdullah Yezbek	2
11	Rony Fouad Abi Elias	2
12	Nihad Khalil Nassour	1
13	Naji Nadim Aoun	1
14	François Emile El-Hajj	1
15	Antoine Boulos Atiyeh	1
16	Youssef Anton El-Khoury	1

17	Tanios Caesar Jabara	1
18	Walid Hawash Hawash Deeb	0
19	Cesar Tanios Jabara	0
Sedd El-Baouchriye		
20	Sonia Fahmy Adam	31
21	Carla Tony El-Qazzi	21
22	Elias George Mourad	5
23	Sarkoun Marouki Maroukal	2
24	Jessica Jean Shawah	1
25	Abdo George El-Shakhtoura	0



## Saar Wa'ta List

Average

**4,093 votes**

**59% of the voters**

### Baouchriye

1	Auguste Caesar Bakhous	4,506
2	Danny George Rady	4,255
3	Janine Antoine El-Qassouf	4,173
4	Michel Sami El-Jammal	4,157
5	Rawad Adel Elia	4,098
6	Clément Tawfik El-Hakim	4,080
7	Joseph Raymond Abi Nader	4,045
8	Pascal Boulos Fares	4,034
9	Raffi Mkardij Mesrobian	3,694

### Jdeideh

10	Charles Saad El-Hajj	4,193
11	Raymond Abdullah Kanaan	4,192
12	Charbel Khalil Yezbek El-Haddad	4,093
13	Mansour Shawki Yezbek	4,046
14	Ghassan Nakhleh Yezbek	3,997

### Sedd El-Baouchriye

15	Elias Kamil Wakim	4,165
16	Elie Raymond Aoun	4,129
17	Vanessa Tony Najm	4,113
18	Tony Najeeb Keyrouz	4,036
19	Kamil Antoine Abi Atmeh	4,020
20	Roula Jean Hanna	3,992
21	Mario Robert Issa	3,940



## Bishafafiyyah Nabni Al-Mustaqbal List

Average

**2,772 votes**

**40% of the voters**

### Baouchriye

1	David Sleiman Safi	2,915
2	Antoine Sleiman Shehwan	2,842
3	Ghassan Hanna Rady	2,807
4	Joseph Tawfik El-Khweiry	2,782
5	Hanna Berber Abou Jaoude	2,753
6	Joelle Tania Zeina	2,702
7	Joseph Georges Miro	2,700
8	Gabriel Milad Salameh	2,691
9	Roger Mikhael Maetouq	2,679

### Jdeideh

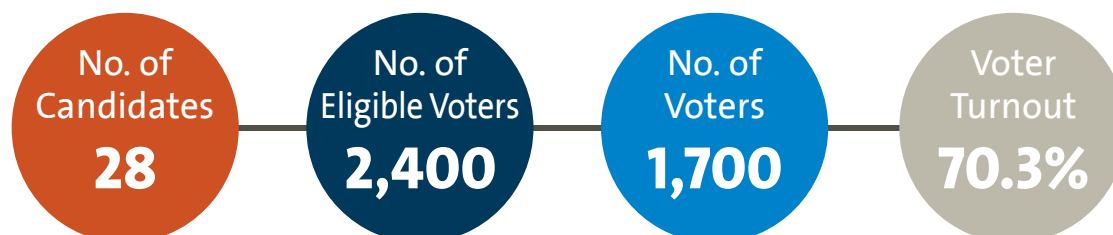
10	Nazih Khalil Yezbek	2,821
11	Jean Youssef Abou Jaoude	2,746
12	George Beshara Zakaria	2,697
13	Pierre Jihad Kanaan	2,681
14	Charbel Edouard Nassour	2,615

### Sedd El-Baouchriye

15	Elias George Tanouri	2,945
16	Rabih Michel Qassouf	2,939
17	Nabil Elie Wakid	2,907
18	Joseph Wehbe El-Shaer	2,853
19	Elias Mitri Antakli	2,728
20	Edmond Marwan Shamoun	2,721
21	Andre Chafic Najm	2,693

## 2025 Municipal Election Results - Okaibe

### 12 seats



Although it is a small town, the municipal elections gained importance because they were contested between two lists — one supported by the Lebanese Forces and the town's MP Chawki Daccache, and another supported by the Free Patriotic Movement and the Kataeb Party, which won all the seats.

- **Okaibe Lal Kell (*Okaibe for Everyone*)**, headed by the mukhtar Alain Aoun (in office for 9 years) and supported by the Free Patriotic Movement and the Kataeb Party, won all 12 seats with 55% of the votes and an average of 904 votes per candidate.
- **Okaibe Amaneh (*Okaibe is a Trust*)**, supported by the Lebanese Forces and MP Chawki Daccache, garnered 45% of the votes with an average of 734 votes per candidate.

**Independent candidates:** Fouad Pierre Naimeh (1), Bassam Antoine Daccache (0), Danny Elias Chahwan (0), Ziad Michel El-Shayeb (0).

Compared to the 2016 elections, the electoral scene changed significantly. Back then, the Lebanese Forces' list had won with an average of 1,098 votes and 4 independent candidates also competed.

#### Okaibe Lal Kell List

**Average 904 votes**  
**55% of the votes**

1	Alain Francis Aoun	968
2	Mansour Hanna El-Qazzi	947
3	Ruba Beshara Bou Ezz	937
4	Paul Nabil El-Alam	925
5	Aline Robert Daccache	911
6	Simon-Joe Fadi Abi Chedid	908
7	Jean Pierre Walid Matar	899
8	Martine Nakhleh Bou Raad	898
9	Gaby Michel El-Raai	866
10	Elie Joseph Demian	865
11	Ziad Tanios Daccache	862
12	Joslin Chehadeh Freijeh	854

#### Okaibe Amaneh List

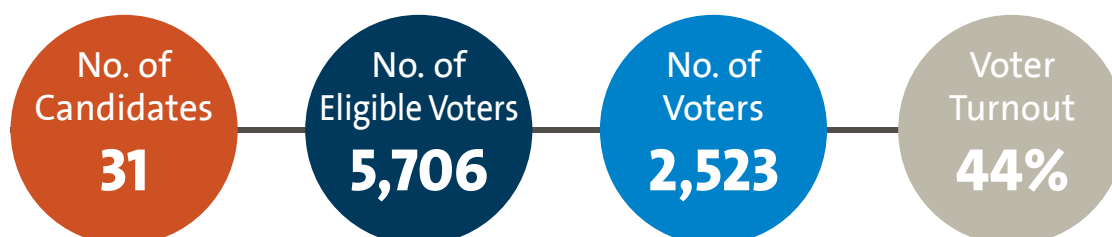
**Average 734 votes**  
**45% of the votes**

1	Milad Hanna El-Raai	789
2	Rita Jerji El-Alam	777
3	Cyril Mersal Daccache	764
4	Jerji Albert Bassil	755
5	Rabih Joseph El-Hasri	751
6	Jean Milad El-Qazzi	744
7	Jean Naji Daccache	739
8	Jerjes Joseph Jaara	727
9	Nadine Pierre Derbaghsian	700
10	Jerjes Hanna El-Zeilaa	695
11	Elias Charbel Chahwan	675



# 2025 Municipal Election Results - Barouk – Fraidis

**15 seats** (12 for Barouk, 3 for Fraidis)



Some considered the defeat of the list headed by Cesar Mahmoud, supported by MP Walid Jumblatt, in the Barouk–Fraidis municipal elections as an indicator of the decline of Jumblatt’s leadership. However, in reality, the winning list headed by Fadi Mahmoud is also affiliated with the Socialist Party. Thus, the election results do not reflect a setback for Jumblatt.

- **Day’etna Btistahel (Our Village Deserves It)**, headed by Fadi Mahmoud, rumored to have been indirectly supported by Taymour Jumblatt, won with 64.2% of the votes and an average of 1,437 votes per candidate.
- **Al-Inma’ wal-Intima’ (Development and Belonging)**, headed by Cesar Mahmoud and officially endorsed by Walid Jumblatt, lost with 35.7% of the votes and an average of 856 votes per candidate.

**Independent candidates:** Ziad Fouad Beiraq (Fraidis) 40 votes, Amin Youssef Halawi (Barouk) 0.

## Day’etna Btistahel List

**Average 1,437 votes**  
**64.2% of the votes**

Barouk		
1	Fadi Salman Mahmoud	1,522
2	Said Atef Fares	1,491
3	Racha Fouad Mahmoud	1,482
4	Wi’am Nazih Mahmoud	1,482
5	Said Sami Halawi	1,470
6	Mazen Youssef Karbaj	1,467
7	Charbel Nicola Haddad	1,462
8	Pierre George Haddad	1,462
9	Danny Joseph Habeika	1,447
10	Daoud Boutros Nakhleh	1,428
11	Rami Kamal Halawi	1,420
12	Kamal Raouf Amatouri	1,131
Fraidis		
13	Mario Antoine Abou Madi	1,454
14	Hadi Deeb Bou Ali	1,430
15	Youssef Najib Awad	1,409

## Al-Inma’ wal-Intima’ List

**Average 856 votes**  
**35.7% of the votes**

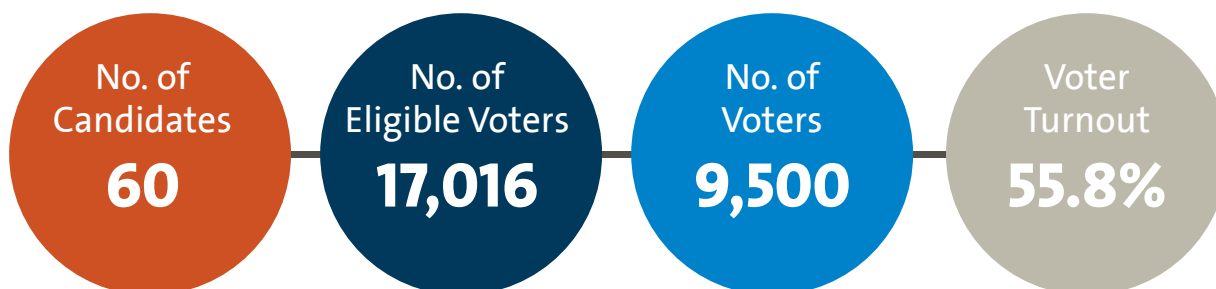
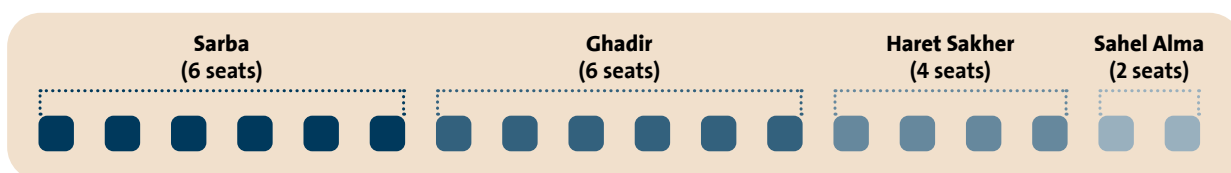
Barouk		
1	Ra’ef Ramza Mahmoud	943
2	Cesar Hassan Mahmoud	881
3	George Youssef Nakhleh	872
4	Fouad Aad El-Haddad	869
5	Wael Bahjat Halawi	857
6	Rami Issam Karbaj	853
7	Amin Khalil Mahmoud	848
8	Suleiman Mikhail El-Haddad	841
9	Joseph Asaad Nakhleh	831
10	Wissam Salman Halawi	819
11	Rachid Fares Bou Shibl	812
Fraidis		
12	Elie Emil Nayel	899
13	Naji Chafic Beiraq	837
14	Malek Salem Sayed Ahmad	834



## 2025 Municipal Election Results

### Jounieh

### 18 seats



Two electoral lists competed in this election:

- **Nahdat Jounieh (Jounieh's Renaissance)**, headed by Faisal Ephrem, brother of MP Neemat Ephrem. It was supported by the Lebanese Forces, MP Neemat Ephrem, MP Farid Haykal el-Khazen, former MP Mansour Ghanem El-Bon, and the Kataeb Party. This list won 66.5% of the votes, secured all seats, and the top vote-getter was Rachid Haykal El-Khazen, brother of MP Farid El-Khazen, who garnered 5,476 votes. The list's average votes were 5,203.
- **Jouniyetna (Our Jounieh)**, headed by Silvio Shiha and supported by the Free Patriotic Movement and former mayor Jwan Hobeich. It won 33.5% of the votes, and its top candidate, Roy Samir Al-Hawa, received 2,968 votes. The list's average votes were 2,628.



## Nahdat Jounieh List

Average

**5,203 votes**

**66.5%** of the voters

### Haret Sakher

1	Faisal George Ephrem	5,372
2	Tarek Alfred Chahine	5,258
3	Fadi Nasrallah Fayad	5,208
4	George Samir Saadeh	5,191

### Sarba

5	Charbel Wakim Bou Lahdo	5,339
6	Nancy Melhem Adimi	5,221
7	Melissa Jihad Maattouq	5,221
8	Rodrigue Kamil Fneish	5,110
9	Francis Yaacoub Abi Nakhl	5,106
10	George Hanna Baaino	4,997

### Ghadir

11	Rachid Haykal El-Khazen	5,476
12	Tanios Michel Bassil	5,272
13	Joe Joseph Ouda	5,169
14	Elie Youssef Bachir	5,141
15	Mary George Bouari	5,134
16	Shadi Joseph Al-Hawa	5,090

### Sahel Alma

17	Alexandra George Matar	5,256
18	Nabil Antoine Maroun	5,095



## Jouniynetna List

Average

**2,628 votes**

**33.5%** of the voters

### Haret Sakher

1	Remial Jack Rachid	2,720
2	Milad Boulos Safir	2,653
3	Antony Narcisse Khasheshian	2,544
4	Rita Charles Kamel	2,535

### Sarba

5	Joelle Antoine Bouez	2,671
6	Rodolphe Charbel Abi Nakhl	2,641
7	Roy Jean Al-Boustany	2,627
8	Shadi Jean Baaino	2,621
9	Nady Victor Abou Chabke	2,540
10	Danny Fouad Bou Maachar	2,463

### Ghadir

11	Roy Samir Al-Hawa	2,968
12	Salvador Elko Chéa	2,821
13	Nayla Youssef Raad	2,595
14	Jonathan Joseph Hanna Bouari	2,565
15	Nadim Antoine Al-Shamali	2,529
16	Antoine Raymond Saadeh	2,517

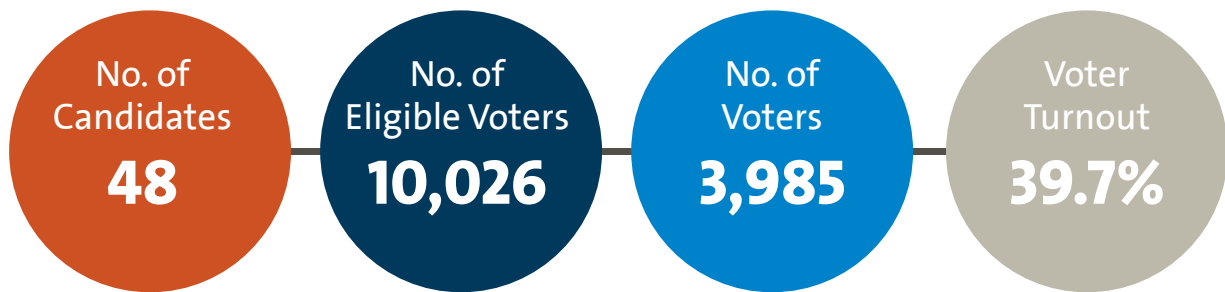
### Sahel Alma

17	Christian Elias Al-Ashqar	2,740
18	Ghazi Boulos Barhoush	2,567



## 2025 Municipal Election Results Deir el-Qamar

### 18 seats



The municipal elections in the town of Deir el-Qamar witnessed new political alliances: the Hizb al-Ahrar (National Liberal Party) allied with the Free Patriotic Movement (FPM), while the Lebanese Forces allied with former minister Naji al-Bustani, which significantly changed the results as the win was divided between two lists, with an average vote difference of 174 votes.

- **Deir el-Qamar 2030**, headed by Naji Germanos, supported by the FPM, the National Liberal Party, the Kataeb, and a civil society group (MP Najah Saliba and Ghada Eid), won 13 seats, securing 50% of the votes with an average of 1,542 votes per candidate.
- **Deir el-Qamar btijmaana (Deir el-Qamar Brings Us Together)**, headed by Walid al-Bustani, supported by the Lebanese Forces, MP George Adwan, the Progressive Socialist Party, and former minister Naji al-Bustani, won 5 seats, securing 44.5% of the votes with an average of 1,368 votes per candidate.
- **Deir el-Qamar madinati (Deir el-Qamar Is My City)**, headed by George Yazbek (from the FPM), included 12 candidates but did not win any seat, securing 5.5% of the votes with an average of 253 votes per candidate. The difference between the two main lists was only 174 votes.



## Deir el-Qamar 2030 List

Average

**1,542 votes**

**50% of the voters**

1	Naji Antoun Germanos	1,813
2	Ramzi Fares Bou Rjaily	1,716
3	Peter Elie Mouawad	1,659
4	Charbel Asaad Nassif	1,659
5	Jad Antoun Bou Abdo	1,605
6	Maria Fares Lwandes	1,602
7	Jacques Mansour Bou Nassif	1,588
8	Christine Nadim Hanin	1,569
9	Shirin Adonis Daoud Naameh	1,537
10	George Farid Moussa	1,520
11	Mona Emile Tahini	1,520
12	Rita Naeem Baroud	1,464
13	Jean Abdeh Younes	1,446
14	Nadim Emile Melhem	1,433
15	Semaan Tanios Bouyez	1,428
16	Emma Samir Tabit	1,425
17	Elie Samir Ranno	1,414
18	Roni Habib Najjar	1,333

## Deir el-Qamar Btjmaana List

Average

**1,368 votes**

**44.5% of the voters**

1	Adel Naameh Abu Rajleh	1,593
2	Wadih Farah Farah	1,573
3	Walid George Bustani	1,453
4	Habib Youssef Bou Sader Naameh	1,458
5	George Youssef al-Jurdi	1,445
6	Ghassan Nassif Bou Saba	1,388
7	Antoun Youssef Saad	1,343
8	Fadi Hanin Shaniyara	1,363
9	Wissam Elias Moussa	1,418
10	Rita George al-'Adimi	1,274
11	Miryam Chamoun	1,298
12	Jad Riad Assaf	1,337
13	Masoud Charles Hanin	1,341
14	Edgar George Antoun	1,419
15	Ghada Joseph Tahini	1,267
16	Yarin Kun al-Bouyez	1,218
17	Mazen George Attiyeh	1,189
18	Maroun Emile Rizqallah	1,243

## Deir el-Qamar Madinati List

Average

**253 votes**

**5.5% of the voters**

1	George Youssef Yazbek	608
2	Jack Adeeb Shalhoub	345
3	Soha Joseph al-Khoury	281
4	Antoun Nader Nader	276
5	Jean Sobhi Beitar Naameh	267
6	Rita Youssef Saadeh	240

7	Riad Philippe Bou Nassif	235
8	Viviane Simon Moussa	167
9	Lara Elias Mghames	158
10	Maroun Naaman Rouhana	158
11	Charbel Antoun Habib	155
12	Abdo Youssef Diab	144

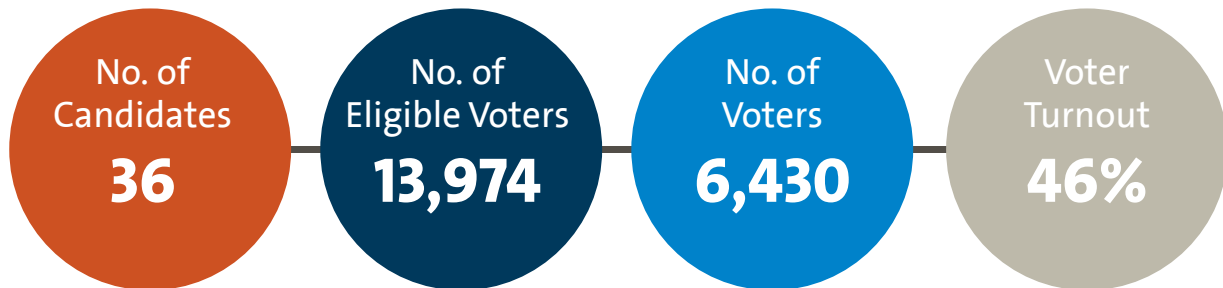


## 2025 Municipal Election Results

### Hadath – Haret el-Botm – Sebnay

**18 seats**

(13 for Hadath – 3 for Sebnay – 2 for Haret el-Botm)



The municipal elections in Hadath saw intense competition with a political character, as the Free Patriotic Movement supported the list of mayor Georges Aoun, which faced a list supported by defectors from the Free Patriotic Movement and also by the Lebanese Forces, which officially announced that it left the choice to the voters.

- **Tadamun Shabab Hadath (Hadath Youth Solidarity)**, headed by mayor Georges Aoun and supported by the Free Patriotic Movement, won all 18 seats, receiving 60.8% of the votes and an average of 3,536 votes per candidate. However, this result is about 700 votes fewer than in 2016, when Georges Aoun himself had received 4,383 votes, while this time he got 3,675.
- **Inmaa Hadath (Hadath Development)**, headed by Abdo Jerji Sharafan, supported by former supporters of the Free Patriotic Movement and the Lebanese Forces (which left the choice to voters), received 39.2% of the votes and an average of 2,278 votes per candidate.



## Tadamun Shabab Hadath List

Average

**3,536 votes**

**60.8%** of the voters

### Hadath

1	Georges Edouard Aoun	3,675
2	Roger Najm Chartouni	3,605
3	Ziad Pierre Souma	3,568
4	Izhaya Wadie Bou Khalil	3,565
5	Aziz Joseph Jamous	3,562
6	Sleiman Youssef Abi Rizk	3,560
7	Jeries Sami Sharafan	3,548
8	Yara Charles Karam	3,545
9	Antoine Youssef Matar	3,543
10	Jad Joseph Taraf	3,534
11	Antoine Youssef Asmar	3,532
12	Alice William Shweiry	3,524
13	Jirjis Emile Haddad	3,484

### Haret el-Botm

14	Hoda Petro Haj	3,531
15	Said Abdo Shibli	3,505

### Sebnay

16	Ibrahim Tanios Barbari	3,475
17	Nicolas Jamil Aramouni	3,453
18	Fadi Michel Dawalibi	3,452



## Inma' Hadath List

Average

**2,278 votes**

**39.2%** of the voters

### Hadath

1	Abdo Jerji Sharafan	2,319
2	David Jerji Asmar	2,312
3	Bahzad Elias Karam	2,308
4	Fadi Joseph Haddad	2,294
5	Elias Tawfiq Baqlini	2,268
6	Georgia Tanios Naeem	2,266
7	Alan Pierre Matar	2,261
8	Marwan Francis Khalifeh	2,259
9	Tony Abdo Jamous	2,257
10	Jean Michel Sarkis	2,255
11	Violette Nicolas Latouf	2,235
12	Roger Antoine Karam	2,231
13	Joseph Tanios Bou Khalil	2,213

### Haret el-Botm

14	Joseph Antoine Wanis	2,302
15	Rami Elie Beshour	2,247

### Sebnay

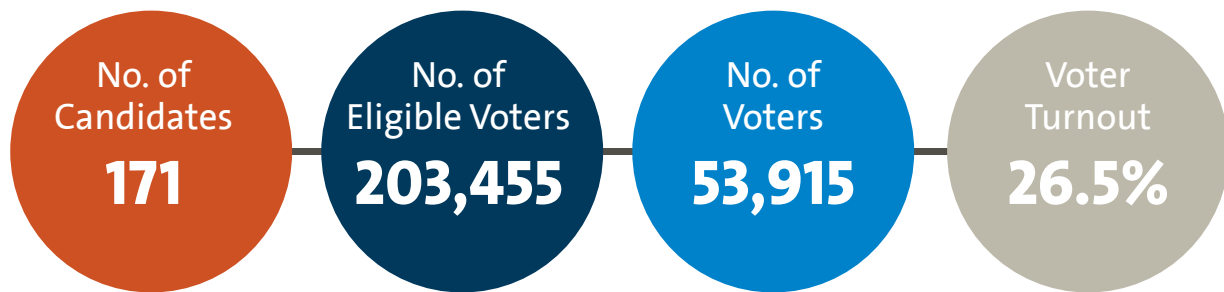
16	Najib Semaan Barbari	2,386
17	Imad Tanios Barbari	2,356
18	Patrick Naameh Bidaan	2,247



## 2025 Municipal Election Results Trablus

### 24 seats

(19 Sunni, 2 Alawite, 2 Orthodox, 1 Maronite)



Municipal and mayoral elections took place in the North and Akkar on Sunday, May 11, 2025. Following the announcement of the results, Information International published an analysis on May 15 focusing on the outcome in the municipality of Trablus. It predicted that the municipal council would struggle with internal discord, as its members were elected from three different lists. This forecast proved accurate: on June 3, half the members of the municipal council resigned, rendering the council effectively dissolved. However, they later retracted their resignations and gave the council a 100-day grace period to function and produce results.

#### Results:

- Only one Alawite candidate won from Rouyat Trablus (Trablus Vision), namely Adel Ahmad Othman, who received 9,179 votes.
- Despite the participation of 22 women, none were elected.
- The candidate with the highest number of votes was Wael Azmerli, head of Nasij Trablus (Trablus Fabric), who received 11,523 votes.

It seems likely that electing a mayor and maintaining cohesion within the council will prove challenging given the nearly even distribution of votes.



**The competing lists were as follows:**

1. **Rouyat Trablus (Trablus Vision)**, headed by municipal council member Abdel Hamid Karami and supported by Faisal Karami, Ashraf Rifi, the Association of Islamic Charitable Projects (Ahbash), and Abdel Karim Kabbarah, won 12 seats. It received 31.7% of the vote, with an average of 8,403 votes per candidate.
2. **Nasij Trablus (Trablus Fabric)**, headed by Wael Zmerli and supported by MP Ihab Matar and the Irshad and Islah Association (which had broken away from the Islamic Group), won 11 seats. It received 32% of the vote, with an average of 8,481 votes per candidate.
3. **Hurras el-Madina (Guardians of the City)**, headed by Khaled Tadmouri and supported by the Islamic Group, the Popular Aid Committee, and other Islamic-affiliated groups, won one seat. That seat went to Ibrahim Mohammad Obeid, who received 9,111 votes. The list overall received 22.8% of the vote, with an average of 5,724 votes per candidate.
4. **Trablus Asima (Trablus Capital)**, headed by Ahmad Zouq, did not win any seats. It received 5.6% of the vote, with an average of 1,472 votes per candidate.
5. **Sawa li Inqaz Trablus (Together to Save Trablus)**, headed by Mohammad Majzoub, also failed to win any seats. It received 4.3% of the vote, with an average of 1,363 votes per candidate.
6. **El-Fayhaa (The Fragrant City)**, headed by Samer Dabliz and composed of 15 members supported by civil society groups and the movement “Citizens in a State,” did not win any seats either. It received 3.3% of the vote, with an average of 1,337 votes per candidate.

**Independents**

1	Mohammad Saeed Hisham Fashish	375	12	Ata Allah George Moqall	35
2	Ziad Mohammad Ali Othman	367	13	Ziad Mohammad Salim Malak	25
3	Saif al Din Saif al Din al Hassami	338	14	Ahmad Mohammad Shawk	24
4	Rabih Jihad Mina	249	15	Jamal Mostafa Ayad	21
5	Diyaa Mohammad Saeed Hijazi	166	16	Hussam al Din Omar al Hazouri	18
6	Abd al Rahman Adnan Miri	86	17	Zein Khaled Mostafa	16
7	Afif Nassim Nassim	72	18	Issa Ahmad Bakour	13
8	George Nikola al Jallad	51	19	Mohammad Izz al Din Mohammad Izzam Zammar	13
9	Ali Ibrahim Salih	44	20	Mahmoud Khoder al Mir	11
10	Charles Naameh Mubayed	43			
11	Mohammad Mahmoud Mubayed	39			

## Rouyat Trablus List

Average

**7,968 votes**

**31.7%** of the voters

1	Abdullah Mohammad Nabulsi	10,275
2	Mohammad Mundhir al Bakri	10,096
3	Karim Kanaan Mubayed	10,069
4	Abd al Hamid Walid Karamah	9,936
5	Maher Yasser Bakir	9,885
6	Ahmad Rafiq Abdel Qader al Bakkar	9,858
7	Bilal Jamal Hussein	9,265
8	Adel Ahmad Othman	9,179
9	Amin Abd al Razzaq Moqaddam	8,587
10	Salem Mohammad Salah al Halabi	8,520
11	Khaled Ahmad Kabbara	8,323
12	Ammar Fadl Kabbara	8,315
13	Falah Salah al Din al Niml	8,130
14	Rashid Armon Shabtini	8,069
15	Khoder Mohammad Dib al Masri al Shaarani	7,944
16	Mohammad Mahmoud Nassar	7,925
17	Tawfiq Mohammad Amin Ater	7,809
18	Marwan Ahmad Amin Sabounji	7,532
19	Tawfiq Khaled Naji	7,203
20	Fadi Mohammad al Kailani	7,082
21	Rola Mohammad Adeeb Awad	6,990
22	Raouf Mohammad Saeed Dinnawi	6,833
23	Isbaridon Abdullah Sameera	6,772
24	Mirna Mohammad al Ahmad	6,741

## Nasij Trablus List

Average

**8,000 votes**

**32%** of the voters

1	Wael Suhal Izmirli	11,523
2	Mustafa Mohammad Farouq Fakhr al Din	10,604
3	Mohammad Rabii Ahmad Harouk	10,192
4	Anas Bashir al Qari	9,909
5	Haitham Hussam Sultan	9,826
6	Basem Majed Zoudeh	9,620
7	Abdullah Ahmad Hammam Ziyadeh	9,507
8	Taha Mohammad Yahya Mikati	8,766
9	Samer Ahmad Samir Khalaf	8,670
10	Basem Mohammad Ihsan Assaf	8,547
11	Jalal Ahmad al Sett	8,262
12	Ismat Mohammad Noor Salih	8,238
13	Mohammad Safwan Abdel Qader Shahal	8,146
14	Mahmoud Mohammad Suleiman	8,014
15	Rana Ahmad Ali	7,985
16	Ruwaida Mustafa al Rafei	7,878
17	Abd al Rahman Mohammad Mean Dab-bousi	7,413
18	Maya Farouq Safi	7,411
19	Mohammad Ahmad Ibrahim	7,197
20	Iqbal Mahmoud Nasser Aouayda	7,161
21	Ahmad Youssef Firdous	7,126
22	Nazeih Omar Ghiya	6,727
23	Walid Nadim al Himsi	6,294
24	Rami Aziz Mahfouz	5,763

## Hurras el-Madina List

Average

**5,724 votes**

**22.8% of the voters**

<b>1</b>	<b>Ibrahim Mohammad al Obeid (elected)</b>	<b>9,111</b>
2	Youssef Farid Saltiyeh	7,799
3	Mu'min Mostafa Dabbousi	7,050
4	Hussam Khaled Bazzal	6,906
5	Hussam Salim al Shami	6,594
6	Rahif Mohammad Sobhi Sourani	6,464
7	Mohammad Adnan Tamer	6,446
8	Ibrahim Hassan Hamzeh	6,225
9	Firas Mohammad al Masri al Shaarani	6,208
10	Khaled Omar Tadmory	5,985
11	Raafat Mohammad Nasser al Soufi	5,453
12	Ahmad Zuhair Halwani	5,251
13	Ahmad Khoder Abdullah	4,943
14	Abd al Rahman Mohammad Bassam al Samadi	4,940
15	Maya Fawzi Traboulsi	4,926
16	Ihab Ahmad Majzoub	4,780
17	Said Adnan Khoder	4,584
18	Ahmad Kamal Ibrahim	4,553
19	Rana Abd al Hadi al Zaabi	4,330
20	Walid Mohammad Aref Matar	4,235
21	Dora Said Fneish	4,210
22	Kazem Jamil Tahan	4,203
23	Issa Jean Zweitini	4,154
24	Nibras Abdel Qader Naja	3,939

## Trabulus Asima List

Average

**1,472 votes**

**5.6% of the voters**

1	Bilal Abd al Karim Hamed	4,310
2	Ahmad Mostafa Zouk	2,398
3	Ahmad Abd al Wahab al Marj	2,069
4	Fadi Khaled Zouk	2,044
5	Dana Mohammad Riyadh Qawqaji	1,970
6	Reema Mohammad Munir Sultan	1,719
7	Rabih Mohammad Jahjah	1,529
8	Samir Edmond Massaad	1,524
9	Omar Nazeih Kabbara	1,317
10	Rashid Kazem Aouayda	1,310
11	Ziad Ahmad Kamali	1,294
12	Suzan Jalal Sayed	1,197
13	Rima Riyadh Houla	1,180
14	Jihad Nur al Din Jawhar	1,093
15	Abd al Aziz Ahmad Moqaddam	1,062
16	Mohammad Mostafa Othman	1,030
17	Raghda Kamal Soufi	1,002
18	Zuhair Amer Safi	920
19	Khoder Abd al Latif Othman	915
20	Fadi Mohammad, known as Hmeid Khateeb	859
21	Hanan Mohammad Ali al Ladawi	799
22	Fadi Mohammad Saidawi	771
23	Majda Mostafa Saidawi	472

### Sawa li Inqaz Trablus List

Average

**1,363 votes**

**4.3% of the voters**

1	Mohammad Mostafa Khalil	3,001
2	Abd al Nasser Mohammad Burhan Marhaba	2,796
3	Meha Ali al Jammass	2,276
4	Amer Ahmad Rashid	1,921
5	Basil Asad al Haj	1,765
6	Marwan Youssef al Mawas	1,654
7	Mohammad Shams al Din Raafat Majzoub	1,256
8	Alaa Jamal Masri Shaarani	1,080
9	Hisham Mohammad Sobhi Fashish	920
10	Omar Salah al Din al Shami	839
11	Wassim Fadi Dinnawi	641
12	Rola Maher Dandashli	599
13	Omar Amin Rahim	530
14	Nazeih Mohammad Munir al Foual	466
15	Zuhair Fuad al Samirji	458
16	Maiz Asad al Jundi	456
17	Izz al Din Izz al Din al Ayoubi	450
18	Ilham Omar al Hawat	409
19	Azzam Mostafa Kamal Sami	396

### El-Fayhaa List

Average

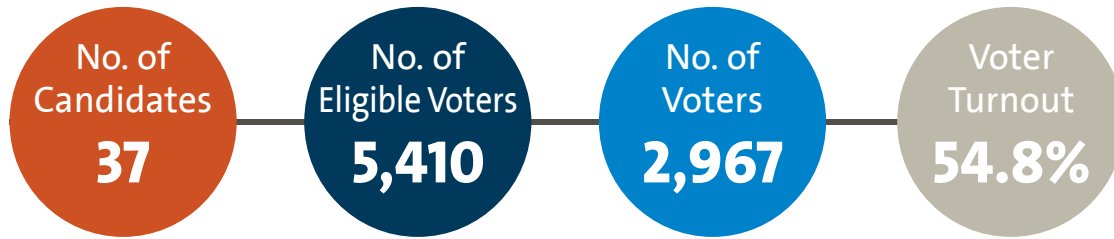
**1,337 votes**

**3.3% of the voters**

1	Tawfiq Mohammad Ismail Aloush	2,187
2	Samir Mostafa Hassan	2,152
3	Mahmoud Badr Dahi	1,929
4	Rania Issam al Jamal	1,687
5	Shadi Ibrahim Ardati	1,769
6	Marwa Abd al Sami' Malqa	1,458
7	Ibrahim Adnan al Ghazal	1,265
8	Hadi Mohammad Walid al Kurdi	1,137
9	Samer Salem Dabliz	1,131
10	Ali Khaled Jawhar	1,120
11	Khaled Hassan Hajjeh	776
12	Nadhir Talal Halwani	750
13	Ahmad Awni Youssef	723
14	Misbah Azmi Rajab	675
15	Elias Michel Barsan	619

# 2025 Municipal Election Results - Chekka

## 15 seats



The Chekka municipal elections featured overt partisan competition, which led to a decisive victory for the list supported by the Lebanese Forces and the Kataeb Party, and a defeat for the list backed by the Free Patriotic Movement and the Marada Movement.

- **Chekka Btestahil (Chekka Deserves Better)**, jointly headed by George Abboud and Gaby Boutros and supported by the Lebanese Forces and Kataeb, won all 15 seats. It received 54.2% of the vote, with an average of 1,541 votes per candidate.
- **Kellna Chekka (All of Us for Chekka)**, headed by Iskandar Faraj Kfoury (the son of the current mayor) and supported by the Marada Movement and the Free Patriotic Movement, lost. It received 45.8% of the vote, with an average of 1,300 votes per candidate. The difference in total votes between the two lists was 241, while the margin between the last winning candidate and the first losing candidate was 118 votes.

**Independent candidates:** Ali Murshid Salem (7 votes), Antoine Jerji Yaacoub, Youssef Jalil Daher, William Suleiman Boutros, Ishaq Michel Ishaq, Elij Samir Moussa and Milad Sadeeq Daher (0 vote).

### Chekka Btestahil List

Average

**1,541 votes**

**54.2% of the voters**

1	Gaby William Boutros	1,593
2	Antoine George Younes	1,584
3	Edmond Simon Moussa	1,569
4	George Antoine Abboud	1,566
5	Nizar George Kfoury	1,555
6	Eva Jirjis Semaan	1,553
7	Charbel George Boulos	1,540
8	Danny Salim El-Hadd	1,537
9	Pascal Elias Daher	1,535
10	Antoine Fouad Ghattas	1,534
11	Katy Karim Shahda	1,525
12	Lodi Chahadeh Jerji	1,513
13	Melissa Maurice Roukoz	1,505
14	Joseph Moslem Mansour	1,504
15	Michael Joseph Sidi	1,492

### Kellna Chekka List

Average

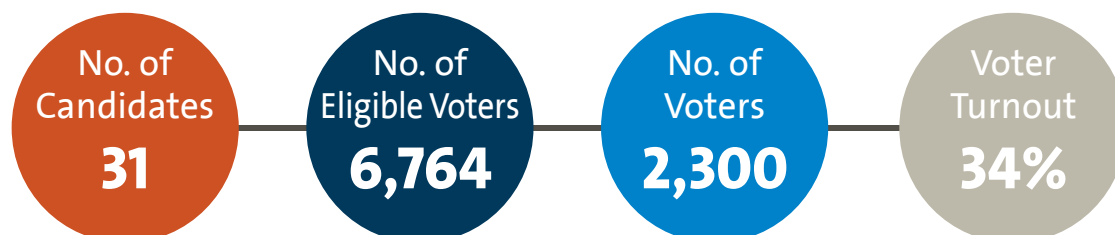
**1,300 votes**

**45.8% of the voters**

1	Iskandar Farajallah Kfoury	1,374
2	Michel George Shamas	1,355
3	Faez Antoine Farah	1,344
4	Emilio Labib Nehmeh	1,325
5	George Elias Dairi	1,305
6	Myrna Joseph Shahin	1,302
7	George Pierre Faddous	1,298
8	Elie Fouad Atik	1,295
9	Elie Youssef Toueil	1,294
10	Najat Adeeb Semaan	1,283
11	Lilia Tani El-Amoud	1,280
12	Amin Jean Deeb	1,272
13	Emile Najib Khoury	1,269
14	Carlos Ghazi Roukoz	1,262
15	Tony Maurice El-Nameer	1,241

## 2025 Municipal Election Results - Amioun, Koura

### 15 seats



The municipal elections in Amioun saw the formation of a new alliance between parties traditionally opposed in both ideology and politics. The Lebanese Forces allied with former MP Salim Saadeh, previously affiliated with the Syrian Social Nationalist Party (SSNP), though currently at odds with the party's leadership. Together, they formed a list to compete against another list supported by the SSNP, the Free Patriotic Movement, and other allies. The first list emerged victorious.

- **Ma'an la Amioun (Together for Amioun)**, headed by the current mayor Malik Fares (an ally of former MP Salim Saadeh), and supported by Saadeh, the Lebanese Forces, and MP Fadi Karam, won all 15 seats. It received 58.2% of the vote, with an average of 1,193 votes per candidate.
- **Madinat Amioun (Amioun City)**, headed by Bassam Obeid and supported by the Syrian Social Nationalist Party, engineer Ghassan Rizk, the Free Patriotic Movement, the Communist Party, and MP Adeeb Abdel Massih, lost. It received 41.5% of the vote, with an average of 851 votes per candidate.

**Independent candidate:** Hanna Fouad Saadeh (70 votes).

#### Ma'an la Amioun List

**Average 1,193 votes  
58.2% of the votes**

1	Malik Aziz Fares	1,322
2	Rola Joseph Gbantous	1,238
3	Jamal Fouad Daher	1,234
4	George Nicolas Barakat	1,215
5	Carla Mounir Issa	1,210
6	Roger Edmond Jabbour	1,207
7	Lana Fouad El-Borji	1,206
8	Yara Nicolas El-Chammas	1,190
9	Marina Afif Yazbek	1,183
10	Sheikh Esber Hanna El-Aazar	1,172
11	Asaad Habib Taleb	1,170
12	Corinne Hanna El-Helou	1,161
13	Tani Najib Khzami	1,151
14	Christian Daoud El-Haddad	1,130
15	Nafez Said Dib El-Ojaimi	1,108

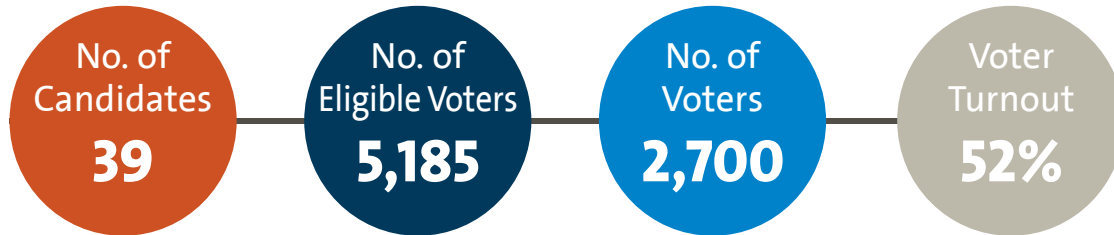
#### Madinat Amioun List

**Average 851 votes  
41.5% of the votes**

1	Rana Riad El-Ramadi	981
2	Bassam Najib El-Hajj Obeid	962
3	Jimmy Jirjis Mansour	910
4	Milad Fouad Gbantous	907
5	Marwan Raymond El-Ojaimi	895
6	Rabih Hassib Makhoulata	868
7	Wassim Najib Rizk	829
8	Salim Moein El-Aazar	827
9	Nayla Samir Abi Shahin	823
10	Robert Antounios El-Chammas	812
11	Elie Semaan Wahbeh	812
12	Rasha Michel Saadeh	804
13	Samer Adel Sorour	791
14	Fadi Iskandar Nassar	788
15	Zeina Anis Taleb	768

# 2025 Municipal Election Results - Anfeh, Koura

## 15 seats



The municipal elections in Anfeh were marked by intense competition following a fallout between the Makary family—which constitutes a major voting bloc—and the Lebanese Forces. As a result, the electoral battle was fought between two politically charged lists.

- **Bayti, Baldati, Baladi (My Home, My Town, My Country)**, led by Fouad Wakim and supported by the Lebanese Forces, won 11 seats. It secured 54.5% of the vote, with an average of 1,111 votes per candidate.
- **Anfeh Amaneh (Anfeh is a Trust)**, headed by George Daaboul and supported by the Free Patriotic Movement, MP Adeen Abdel Massih, and a segment of the Makary family following its dispute with the Lebanese Forces, won 4 seats. The list received 43% of the vote, with an average of 876 votes per candidate.

**Independent candidates:** Hanna Khalil Anjoul (477), George Elie Sarkis (204), Lawrence Faysal Tarraq Allahib (84), Lamia Ramih Allawi (33), Mariam Ramo Issa (4), Farid George Sarkis (1), Wajdi Adnan Allawi (0), Souad Saleh Hani El-Othman (0), Mikhail Jalal El-Dam'a (0).

### Bayti, Baldati, Baladi List

**Average 1,111 votes**  
**54.5% of the votes**

1	Jawad Joudat Nicolas (elected)	1,237
2	Diala Jirjis Fares (elected)	1,223
3	Fouad Naeem Wakim (elected)	1,208
4	Imad William El-Nemr (elected)	1,206
5	Lara Karim Issa (elected)	1,198
6	Omar George Oueijan (elected)	1,193
7	Rita Faez Nehmeh (elected)	1,163
8	Niveen Philippe Saliba (elected)	1,162
9	Mikhael Milad Wahbeh (elected)	1,138
10	Spiro George Daaboul (elected)	1,133
11	Elie Jalil Nakhoul (elected)	1,106
12	Andre Faysal Touma	1,039
13	Raymond Jirjis Issa	1,031
14	Eid Khaled Tarraq Allahib	803
15	Mohammad Khaled El-Darwish	802

### Anfeh Amaneh List

**Average 876 votes**  
**43% of the votes**

1	Kabi Joseph Driq (elected)	1,209
2	Hamid George Nehmeh (elected)	1,204
3	George Nehmeh Daaboul (elected)	1,087
4	Wassim Jabr Jabbour (elected)	1,073
5	Sami John El-Aour	1,032
6	Amin Ghazi El-Dai'a	1,030
7	Hanna George Jreij	997
8	Tony George El-Dai'a	983
9	Fouad Carlos Azar	958
10	Suleiman Walid El-Nemr	946
11	Eva Ramez El-Hajj	905
12	Niazi Fouad Saliba	895
13	Elize Jabr Sarkis	830
14	Ali Mayyad Allawi	732
15	Nour El-Din Diab Tarraq	606

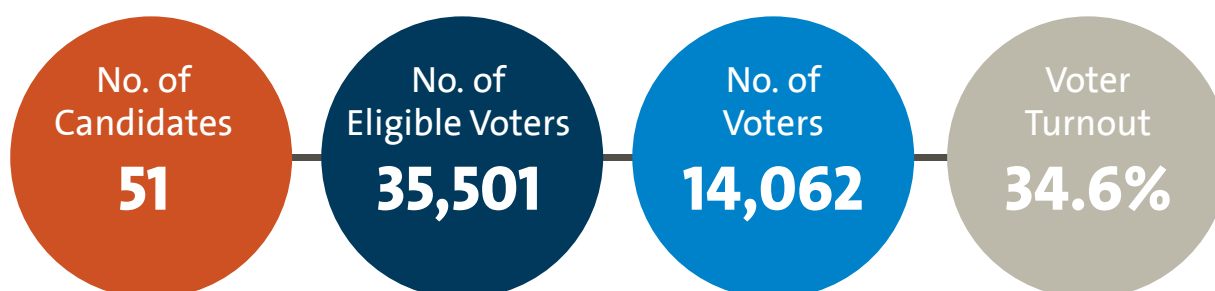




## 2025 Municipal Election Results Miniye – Nabi Yousha'

### 21 seats

(16 for Miniye, 5 for Nabi Yousha')



The municipal elections in the Miniye–Nabi Yousha' municipality, part of the Miniye–Danniyeh district, were marked by fierce competition within the same political family. This came after the Future Movement officially withdrew from participating or supporting any list. Two lists competed against each other:

- **Qarar el-Ghad (Decision of Tomorrow)** list, headed by Tawfiq Zreika and supported by MP Ahmad El-Kheir, won 12 seats. It received 51.2% of the vote, with an average of 7,120 votes per candidate.
- **Ma'an Nanhad (Together We Rise)** list, headed by former Future Movement coordinator Bassam El-Ramlawi and supported by former MP Othman Alameddine and Kamal El-Kheir, won 9 seats. It received 48.6% of the vote, with an average of 6,770 votes per candidate, a difference of just 350 votes.

### Independent candidates

1	Shadi Ahmad Zreika	279	6	Jaafar Mohammad Alameddine	1
2	Oday Khaled Tabbo	181	7	Mohammad Ibrahim Shmait	1
3	Mumtaz Mostafa Ma'rbani	6	8	Mohammad Mostafa El-Hallaq (Nabi Yousha')	77
4	Nazih Jamal Atiyeh	6	9	Mostafa Ahmad El-Dehibi	2
5	Ahmad Mohammad Nablusi	4			

## Qarar el-Ghad List

Average

**7,120 votes**

**51.4%** of the voters

### Miniyeh

1	Mohammad Ahmad Agha	7,135
2	Mashhour Mostafa Tabbo	7,116
3	Jamal Abdel Nasser Shaker	7,062
4	Tawfiq Mohammad Zreika	7,048
5	Fawaz Ahmad Qassem Khodr	7,017
6	Mohammad Omar Assoum	6,999
7	Jamal Mahmoud Matar	6,965
8	Mohammad Khaled El-Kheir	6,919
9	Mohammad Abdel Hamid El-Arja	6,890
10	Ahmad Ali El-Ashrafi	6,808
11	Mahmoud Khodr Ghazzawi	6,784
12	Ibrahim Ahmad Malas	6,649
13	Najeeb Hussein El-Marouk	6,635
14	Raed Raafat El-Mobayed	6,631
15	Abdel Rahman Ali Obeid	6,582
16	Ziad Nazih El-Baytar	6,144

### Nabi Yousha'

17	Ghassan Ahmad El-Restom	6,892
18	Shafeeq Abdullah El-Atari	6,791
19	Ahmad Khodr El-Dehibi	6,720
20	Ibrahim Ali El-Masri	6,519
21	Ahmad Ibrahim Bou Khalil	6,502

## Ma'an Nanhad List

Average

**6,770 votes**

**48.6%** of the voters

### Miniyeh

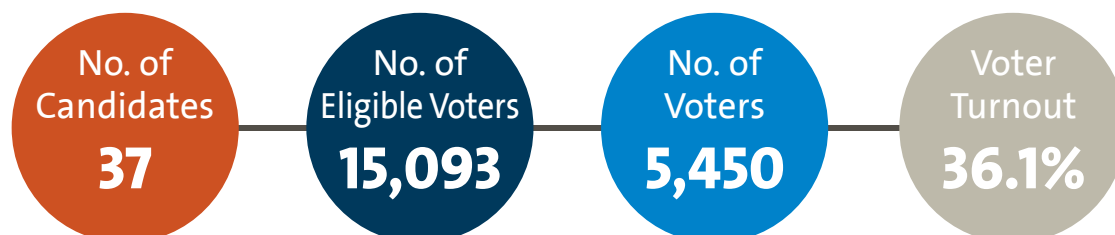
1	Bassam Mahmoud El-Ramlawi	7,278
2	Abdel Razzaq Ali El-Sajj	7,042
3	Sarah Abdel Hamid Obeid	6,936
4	Ghassan Mostafa Alameddine	6,820
5	Mohammad Mostafa Saadeddine	6,812
6	Kamal Mostafa El-Mobayed	6,804
7	Mahmoud Mostafa Atiyeh	6,755
8	Ahmad Mohammad Asaad	6,744
9	Amer Mostafa Arja	6,734
10	Abdullah Mohammad El-Kheir	6,705
11	Riyad Amin El-Houli	6,584
12	Abdel Qader Ahmad Alameddine	6,559
13	Majed Abdullah El-Hayek	6,517
14	Samih Nasser Qleimeh	6,469
15	Houssam Ahmad Malas	6,427
16	Abdullah Ahmad El-Beirouti	6,318

### Nabi Yousha'

17	Abdel Hakim Mofeed Qassem	7,305
18	Mohammad Mostafa El-Dehibi	7,068
19	Mohammad Fawaz El-Masri	7,032
20	Firas Fouad Shawish	6,708
21	Abdullah Mohammad El-Atari	6,548

## 2025 Municipal Election Results - Bsharri

### 18 seats



Bsharri is considered a stronghold of the Lebanese Forces, which succeeded once again in winning the municipal council as it did in 2016. However, a strong opposition emerged, representing nearly 40% of voters, according to the results.

- **Bsharri la Jumhuriya Qawiya (Bsharri for a Strong Republic)**, headed by Joe Kairouz and supported by the Lebanese Forces and MP Sethrida Geagea, won all 18 seats. It received 59.6% of the vote, with an average of 3,017 votes per candidate.
- **Bsharri Sawa A'wa (Together Bsharri is Stronger)**, headed by Yousef Tawk and supported by MP William Tawk, journalist Riad Tawk, civil society groups, and families from the town, received 40.4% of the vote, with an average of 2,042 votes per candidate. The vote margin between the two lists was 975, a result similar to the 2016 municipal elections, when the difference was 1,006 votes.

#### Bsharri la Jumhuriya Qawiya List

**Average 3,017 votes**  
**59.6% of the votes**

1	Joe Elie Kairouz	3,110
2	Ralph Georges Choueiri	3,106
3	Imad Nadim Jermanos	3,092
4	Antouni Youssef Fenianos	3,069
5	Danny Joseph Geagea	3,065
6	Elie Touma Fakhry	3,053
7	Ziad Hanna Tawk	3,036
8	Antoine Mansour Saker	3,027
9	Ralda Mansour Sleiman	3,022
10	Sarah Philippe Chbeir	3,003
11	Antoine Youssef Tawk	2,993
12	Tony Max Georges Chidiac	2,988
13	Tony Imad Tawk	2,982
14	Kabi Melhem Tawk	2,977
15	Doulcy Antounios Lawon	2,964
16	Paula Saad Yammine	2,951
17	Diana Youssef Fakhry	2,946
18	Marlene Joseph Kairouz	2,920

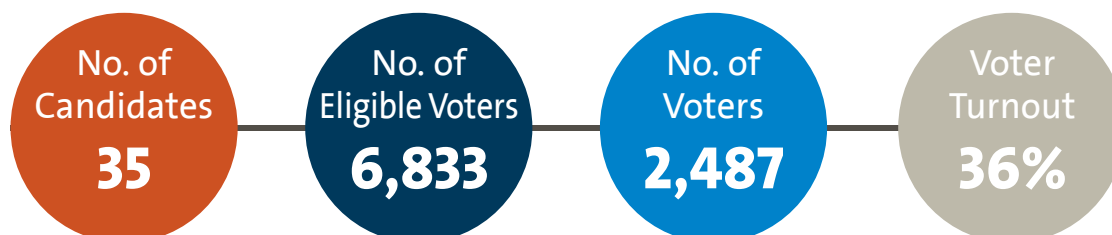
#### Bsharri Sawa A'wa List

**Average 2,042 votes**  
**40.4% of the votes**

1	Youssef Hanna Tawk	2,127
2	Hamid Habib Fakhry	2,105
3	Roland Antounbous Tawk	2,104
4	Ziad Kamil Sina Rahmeh	2,083
5	Raymond Dib Kairouz	2,077
6	Joseph Shehadeh Chidiac	2,012
7	Edmond Boutros Kairouz	2,010
8	Raghida Joseph Tawk	2,001
9	Georges Boutros Tawk	1,999
10	Halim Samir Choueiri	1,988
11	Charbel Farid Saker	1,977
12	Nidal Malkoun Tawk	1,971
13	Wardat Nayef Ghraysheh	1,954
14	Joseph Jamil El-Abd Geagea	1,952
15	Gilbert Matanios Saker	1,931
16	Tony Joseph Geagea	1,927
17	Michel Joseph Geagea	4

# 2025 Municipal Election Results - Rahbeh

## 15 seats



The municipal elections in Rahbeh, Akkar witnessed a competition between two politically-backed lists: one supported by the Lebanese Forces and the other by the Free Patriotic Movement, with the latter's list, headed by Jean Fayyad, emerging victorious.

- **Rahbeh Wafiya (Rahbeh is Loyal)**, backed by Fadi Barbar, the Free Patriotic Movement, and the Syrian Social Nationalist Party, nearly secured all 15 seats, receiving 64.6% of the votes. The list got an average of 1,305 votes per candidate.
- **Rahbeh Bel Alb (Rahbeh at Heart)**, backed by the Lebanese Forces and the Communist Party, received 32.2% of the votes (752).

**Independent Candidates:** Hanna Nassar Nassar (247), Samih Faraj Allah Nehmeh (3), Allam Hani Hanna Al-Khoury (3), Habib Jawhar Elias (1), Riad Hanna Kharma (0).

### Rahbeh Wafiya List

**Average 876 votes**  
**43% of the votes**

1	Jean Nehme Allah Fayyad	1,609
2	Adnan Anis Melhem	1,498
3	Jihad Bardalian Naqoula	1,472
4	Jihad Habib Fayyad	1,390
5	Soad Moussa Fahmy	1,341
6	Riad Hikmat Younes	1,328
7	Wadie Rizk Allah Hanna	1,292
8	Samir Anis Rizk	1,273
9	Nemer Hanna Saba	1,239
10	Riad Antoine Khoury	1,223
11	Jiana Jirjis Al-Abha	1,199
12	Jihad Jirji Al-Koussa	1,192
13	Sila Imad Issa	1,181
14	Samah Salem Nassim	1,170
15	Mahmoud Ahmad Rasheed Al-Rifai	1,164

### Rahbeh Bel Alb List

**Average 876 votes**  
**43% of the votes**

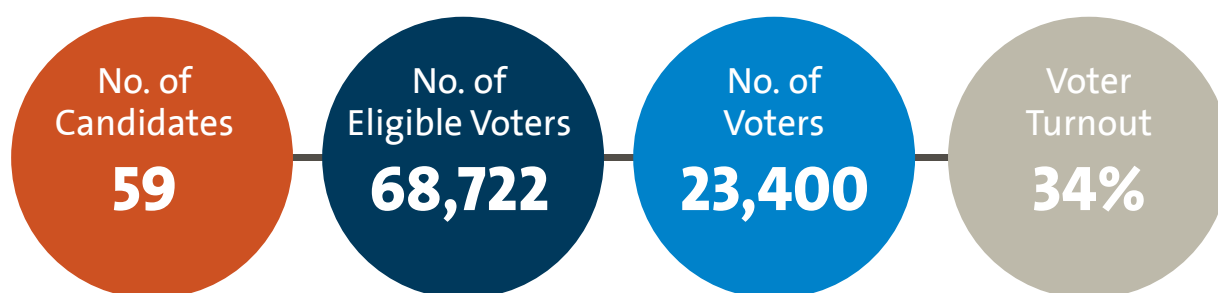
1	Dunya Ibrahim Suleiman	878
2	Walid Jirjis Harb	868
3	Ishaq Bassam Saad	856
4	Jamil Elias Barhoun	841
5	Rani Abdallah Al-Skaff	789
6	Mikhail Youssef Skaff	765
7	Anwar Riad Semaan	762
8	Ata Jamil Saba	729
9	Joseph Jirjis Gharib	717
10	Jamil Salim Hanna	707
11	Adeeb Ibrahim Mansour	644
12	Ava Alibarto Al-Shahni	637
13	Samih Nakhleh Saba	577
14	Elie Elias Ishaq	386
15	Elias George Isber	293



# 2025 Municipal Election Results

## Zahle

### 21 seats



The Lebanese Forces won all 21 seats of the Zahle municipal council after a contest whose outcome was predetermined. Against the Lebanese Forces' list — which started with an electoral base of around 11,000 votes — stood a list headed by Mayor Assaad Zgheib, supported partially by MP Michel Daher, former MP Cesar Maalouf, the Kataeb Party, and nominally by Mrs. Myriam Skaff, while the Free Patriotic Movement left the choice to its supporters just hours before the polls opened.

- **Alb Zahle (The Heart of Zahle)** Headed by Salim Ghazaleh, supported by the Lebanese Forces. It won all seats, with 63.1% and an average of 13,980 votes per candidate.
- **Zahle Ru'ya w Arar (Zahle: Vision and Decision)** Headed by Mayor Assaad Zgheib, supported by the Kataeb Party, former MP Cesar Maalouf, and partially by MP Michel Daher. It lost, with 36.8% and an average of 8,155 votes per candidate.

### Independents

1	Suleiman Tawfiq Omar Agha	65	10	Brenda Yuhanna Al Qara	5
2	Samir Antoine Karam	29	11	John Rashid Al Qaa'i Orabi	5
3	Antoine Joseph Abou Younes	14	12	Nader Ahmed Zain Al Din	5
4	George Joseph Dammar	11	13	George Shakir Tarabai	3
5	Tony Wadie Samaha	9	14	Said Asaad Al Louis	3
6	Samir George Youssef	8	15	Marwan Edmond Hatem	3
7	John Sami Trad	6	16	Maroun Rabih Al Najar	1
8	Kamil Shukri Shadid	6	17	Manal Tony Ghazaleh	1
9	Elias Joseph Atallah	5			



## Alb Zahle List

Average

**13,980 votes**

**63.1% of the voters**

1	Ziad Nazih Shaanin	14,369
2	Salim Khalil Ghazaleh	14,341
3	Pascal Moussa Tamer	14,255
4	Roland Nicola Abou Khater	14,182
5	Nadim Nicola El Turk	14,106
6	Nizar George Qartas	14,086
7	Eddy Michel Andraos	14,020
8	Joe Louis Akiki	14,013
9	Ruba Joseph Al Saqr	14,011
10	Antoine Nicola Al Qassouf	13,995
11	Abdallah Mounir Mallo	13,949
12	Christine Elias Sabanegh	13,941
13	Aziz Antoine Naameh	13,930
14	Elie George Azar	13,909
15	Natalie Antoine Murad Al Maalouf	13,892
16	Charbel Tanos Al Baaini	13,885
17	Sassin George Bou Akar	13,854
18	Caroline Khalil Ziadeh	13,834
19	Dima Hussein Abou Diyeh	13,833
20	Fadi Mikhail Sarour	13,736
21	Hussein Ismail Al Masri	13,437



## Zahle Ru'ya w Arar List

Average

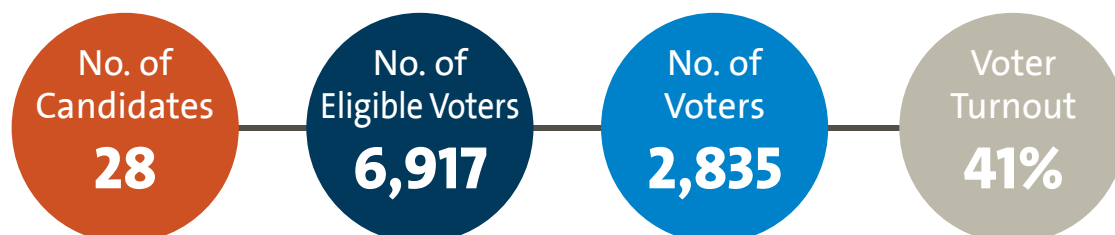
**8,150 votes**

**36.8% of the voters**

1	Joseph Elie Maqdisi Youssef	8,516
2	Nadim Amin Al Hajar	8,515
3	Fadi Issam Al Kharrat	8,344
4	Georgette Samir Zaatar	8,299
5	Strida Ghassan Abou Naoum	8,298
6	Joseph Tony Mubarak	8,274
7	Elie Gibran Saba	8,264
8	Elie Youssef Abou Botros	8,214
9	Youssef Youssef Qaraouni	8,204
10	Joseph Tanos Qabalan	8,186
11	Michel Jean Zaher	8,165
12	Philip Elie Melhem	8,160
13	Samar Ibrahim Al Qassouf	8,145
14	Mandy Elie Muslim	8,145
15	Charbel Rafiq Zakhia	8,062
16	Walid Samir Hasneh	8,031
17	Christian Elie Issa	7,959
18	Ali Amin Al Khateeb	7,934
19	Joseph Tony Shaanin	7,889
20	Asaad Youssef Zghayeb	7,886
21	Kamil Antoun Al Amouri	7,780

## 2025 Municipal Election Results - Rachaya

### 15 seats



The municipal elections in Rachaya witnessed a fierce competition between the Progressive Socialist Party and civil society forces, with the party narrowly winning the municipal seats — which reflects the divided popular reality in this town, historically a stronghold of the Socialist Party. The average vote difference between the two lists was about 275 votes, and the gap between the last winner and the first loser was only 38 votes.

- **Ma'an la-Rachaya Ahla (Together for a Better Rachaya)**, Headed by the mayor Rashrash Naji and primarily backed by the Progressive Socialist Party as the main electoral force along with other parties. This list won completely, securing 58.8% of the voters, with an average of 1,387 votes per candidate.
- **Rachaya Tastahiq (Rachaya Deserves It)**, supported by civil society, headed by Souhail Qadmani, and by the group Sahluna wal Jabal and MP Yassine Yassine. This list received 42.2% of the voters, with an average of 1,112 votes per candidate.

#### Ma'an La Rachaya Ahla List

**Average 1,387 votes**  
**58.8% of the votes**

1	Rashrash Ahmad Naji	1,593
2	Jalal Ibrahim Barakat	1,439
3	Hassan Jamaledine Abu Ibrahim	1,405
4	Feryal Rashrash Saab	1,401
5	Ridan Fares Mahmoud	1,392
6	Walid Salim Abu Hajili	1,389
7	Joe Elie Saad	1,380
8	Tarek Salman Sayour	1,379
9	Nabil Fouad Talayeh	1,379
10	Jihad Youssef Zaki	1,355
11	Nizam Youssef Mhana	1,355
12	Teymour Riyad Alabi	1,323
13	Julie George Al Maalouli	1,317
14	Rania George Al Khoury	1,288
15	Joseph Issa Hajli	1,280

#### Rachaya Tastahiq List

**Average 1,112 votes**  
**42.2% of the votes**

1	Ghassan Ahmad Jabr	1,242
2	Hadi Elias Al Ghanaj	1,159
3	Souhail Ibrahim Al Qadmani	1,157
4	Youssef Salman Abu Ibrahim	1,155
5	Shadi Fayez Mhana	1,126
6	Rawad Fayez Alabi	1,123
7	Hatem Hussein Qarqamaz	1,113
8	Baha Bahjat Zaki	1,110
9	Nabih Saleh Mahmoud	1,107
10	Maguy Imad Al Batah	1,060
11	Mirvat Salman Abu Asli	1,060
12	Imad Fawzi Naji	1,053
13	Waheed Michel Daoud	993

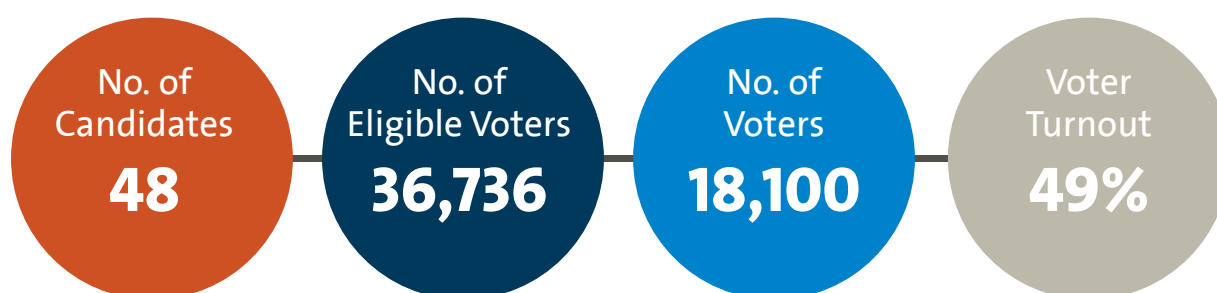




## 2025 Municipal Election Results

### Baalbek

21 seats



While civil society and some families attempted to secure a breakthrough with a few seats in Baalbek municipality, the results disappointed those hopes. The Baalbek Madinati (Baalbek is My City) list managed to maintain the number of votes it received in 2016, whereas the Tanmiya wa Wafaa' (Development and Loyalty) list (supported by Amal and Hezbollah) succeeded in doubling its votes and widening the gap with its rival.

- **Tanmiya wa Wafaa' (Development and Loyalty)** (supported by Amal and Hezbollah) won all 21 seats, receiving 68.4% of the votes, with an average of 12,020 votes per candidate.
- **Baalbek Madinati (Baalbek is My City)** (supported by civil society) received 31.4% of the votes, with an average of 5,516 votes per candidate.

The average vote difference reached 6,504 votes. Compared to the 2016 municipal elections, the civil society's performance declined significantly, as the gap in 2016 was just 2,626 votes.

#### Independents

1	Mohammad Jamal Sulh	317
2	Mohammad Khodor Sul	28
3	Ali Qassem Al-Jammal	9
4	Anwar Mohammad Al-Zekra	2
5	Ali Mohammad Said	0
6	Nahid Abd al-Muttalib Karkala	0



### Tanmiya wa Wafaa' List

Average

**12,020 votes**

**68.4% of the voters**

1	Ali Mohammad Hassan	12,199
2	Abd al-Rahim Oqab Shalha	12,161
3	Ahmad Zuhair Al-Tufayli	12,157
4	Mohammad Rabih Abd al-Rahim Al-Rifai	12,094
5	Mohammad Ali Bayan	12,093
6	Hussein Ali Raad	12,090
7	Mustafa Abdallah Al-Shall	12,084
8	Khaled Mohammad Mashhour Sulh	12,074
9	Rafi Michel Balkijian	12,056
10	Ali Hashem Mortada	12,044
11	Farouk Ali Al-Laquis	12,043
12	Hussein Ali Othman	12,019
13	Ali Akram Yaghi	11,991
14	Mohammad Saadeh Al-Jammal	11,981
15	Hiba Mohammad Al-Ota	11,979
16	Hani Hussein Awadah	11,965
17	Fuad Youssef Ballouk	11,953
18	Mohammad Saleh Taha	11,942
19	Mohammad Bakr Mahdi Al-Shayah	11,918
20	Ibrahim Ahmad Ajjem	11,898
21	Malik Hassan Jaafar	11,674



### Baalbek Madinati List

Average

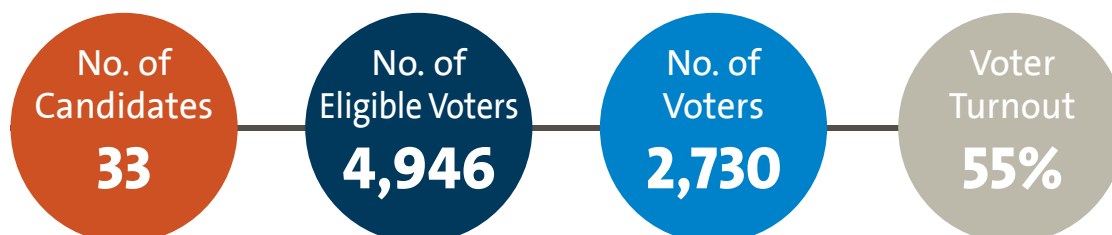
**5,516 votes**

**31.4% of the voters**

1	Hikmat Mohammad Awadah	5,802
2	Ali Abd al-Rahim Assaf	5,778
3	Karim Assem Raad	5,652
4	Mahmoud Murhej Al-Jammal	5,619
5	Basem Duraid Al-Zein	5,599
6	Mustafa Ali Al-Rifai	5,597
7	Mohammad Mustafa Alaa Eddine	5,596
8	Asaad Joseph Qaraa	5,559
9	Abd al-Karim Mohammad Al-Shall	5,526
10	Abdo Hussein Othman	5,524
11	Ali Moussa Al-Dibs	5,994
12	Oqba Youssef Al-Shimali	5,482
13	Mazen Al-Sayyed Mortada	5,425
14	Rashed Jean Sarkis	5,466
15	Ibrahim Shayah Al-Shayah	5,443
16	Imad Mohammad Yaghi	5,421
17	Mahmoud Mohammad Bayan	5,414
18	Zeinab Ali Othman	5,407
19	Rabia Ahmad Taha	5,384
20	Shawki Mohammad Zuhair Halihal	5,320
21	Nidal Hussein Sulh	5,288

# 2025 Municipal Election Results - Ras Baalbek

## 15 seats



In the 2025 municipal elections, the alliances that existed in 2016 shifted. The list supported by the Lebanese Forces lost, while the list supported by the Free Patriotic Movement (FPM) won after allying with MP Albert Mansour and the Syrian Social Nationalist Party (SSNP).

- **Day'etna Mas'ouliyyetna (Our Village, Our Responsibility)**, headed by retired brigadier Salim Nasrallah and supported by the FPM, the Kataeb, former minister Albert Mansour, businessman Hassan Musharraf, and the SSNP, won 14 seats, receiving 56% of the votes, with an average of 1,350 votes per candidate.
- **Nabad Ras Baalbek (The Pulse of Ras Baalbek)**, headed by Nidal Musharraf and Antoun Arja and supported by the Lebanese Forces, former MP Saud Roufail, and the Communist Party, won one seat (taken by the list's head Nidal Musharraf, with 1,266 votes), receiving 44% of the votes, with an average of 1,041 votes per candidate.

**Independents:** Edgar Abdo Al-Hares, Khattar Deeb Ghadban, Sahar Tanios Arja (no votes).

### Day'etna Mas'ouliyyetna List

**Average 1,350 votes  
56% of the votes**

1	Michel Naji Roufail	1,511
2	Salim Youssef Bishrawi	1,480
3	Marwan Faiz Al-Bitar	1,434
4	Milad Anwar Murad	1,425
5	Alaa Akram Mhana	1,387
6	Shahine Suleiman Musharraf	1,380
7	Farouk Maarouf Ghadban	1,366
8	Mtanos Barakat Barakat	1,366
9	Hisham Salim Mansour	1,332
10	Saoud Jirjis Al-Laquis	1,331
11	Alfred Youssef Louis	1,320
12	Joseph Aziz Anton	1,315
13	Salim Jirjis Salim Nasrallah	1,295
14	Roger Fedaa Nicola	1,218
15	Joudat Suleiman Shuaib (Not Elected)	1,186

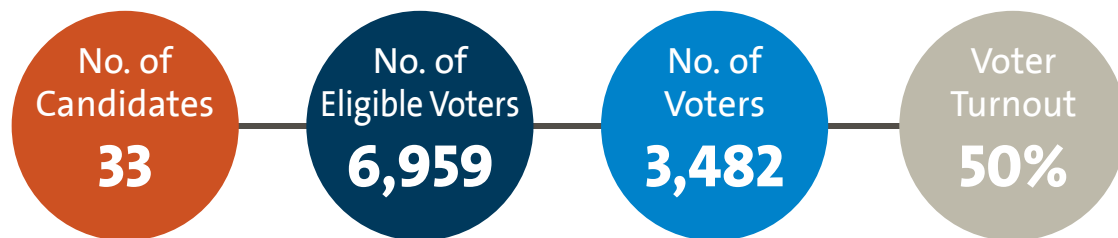
### Nabad Ras Baalbek List

**Average 1,041 votes  
44% of the votes**

1	Nidal Rifaat Musharraf (Elected)	1,266
2	Saadallah Khalil Shaaban	1,136
3	Antoun Rizkallah Arja	1,106
4	Maher Nasr Lishaa	1,097
5	Hala Salim Roufail	1,097
6	Hani Elias Anton	1,079
7	George Mahrous Murad	1,047
8	Elsie Elias Mhana	1,040
9	Souhail Elias Roufail	1,009
10	Alaa Faiz Ghadhban	1,000
11	Tony Elias Klass	992
12	Jihad Fawaz Wakim	990
13	Johnny Abdallah Barakat	988
14	Akram George Anton	940
15	Joseph Rakan Al-Bitar	834

## 2025 Municipal Election Results - Al-Qa'

### 15 seats



The town witnessed an electoral contest between two politically-backed lists. The list supported by the Lebanese Forces managed to strengthen its presence in this town compared to the 2016 elections, when the Free Patriotic Movement (FPM) list won only one seat with an average of 995 votes. Back then, the Ardi Hawiyyati Litabqa list (Lebanese Forces-backed) won by a margin of 337 votes, whereas this year the margin grew to 727 votes.

- **Ardi Hawiyyati Litabqa (My Land, My Identity to Remain)**, supported by the Lebanese Forces and headed by Mayor Bashir Matar, won all the seats, receiving 61.2% of the votes, with an average of 1,968 votes per candidate.
- **Ahl Al-Qaa (People of Al-Qa')**, supported by the FPM and alternately headed by Nicola Matar and George Nasrallah, lost, receiving 38.6% of the votes, with an average of 1,241 votes per candidate.

**Independents:** George Elias Matar (79 votes), Danny George Awad (2 votes), Mark Morris Wehbeh (1 vote).

### Ardi Hawiyyati Litabqa List

**Average 1,968 votes  
61.2% of the votes**

1	Bashir Hanna Matar	2,133
2	Antoine Fares Naous	2,067
3	Jean Claude George Aad	2,052
4	Samer Asaad Saad	2,033
5	Charbel Youssef Nehme	2,032
6	Sabine Awad Daher	2,009
7	Adeeb Mikhail Farha	1,982
8	Danny Youssef Al-Toum	1,965
9	Charbel Mtanios Matar	1,962
10	Joseph Nawaf Rizk	1,944
11	Elias Hanna Shhoud	1,920
12	Nicola Hanna Awad	1,887
13	Milad Elias Al-Bitar	1,862
14	Issam Habib Nasrallah	1,836
15	Milad Michel Makhoulf	1,821

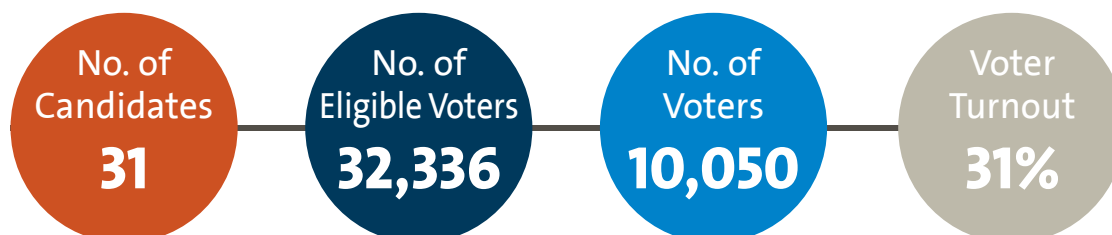
### Ahl Al-Qa' List

**Average 1,241 votes  
38.6% of the votes**

1	Elias Khalil Rizk	1,349
2	Sarah Mikhail Al-Bitar	1,345
3	Youssef Abdallah Al-Ahmar	1,303
4	Nicola Matanios Matar	1,301
5	George Wadie Nasrallah	1,285
6	Imad Youssef Bashour	1,281
7	Elias Rizouk Al-Toum	1,268
8	Firas Nicola Daher	1,263
9	Youssef Khalil Wahbeh	1,262
10	Rola Habib Aad	1,196
11	Claude Edouard Matar	1,182
12	Louis Gibran Naous	1,170
13	Samia Mikhail Nassour	1,162
14	Jalal George Al-Toum	1,138
15	Milad Hanna Rizk	1,107

## 2025 Municipal Election Results - Sour

**21** seats (20 for Sour, 1 for Shabriha)



The electoral scene in Tyre's municipality this year did not differ from what it was in the 2016 municipal elections, as the competition was between two lists:

- **Tanmiyah wa Wafaa (Development and Loyalty)** headed by the mayor Hassan Dabbouk, supported by Amal Movement and Hezbollah, won completely with 94.7% of the voters and an average of 8,742 votes per candidate.
- **Sour Madinati (Sour My City)** supported by civil society and consisting of 10 candidates, obtained 5.3% of the voters and an average of 1,016 votes per candidate, meaning the average vote difference between the two lists was 7,726 votes.

### Tanmiyah wa Wafaa List

**Average 8,742 votes**  
**94.7% of the votes**

1	Sadek Atef Aoun (Shabriha)	8,619
2	Ghassan Wahbeh Farran	8,970
3	Mahmoud Walid Mallah	8,899
4	Hassan Mohammad Tawfiq Dabbouk	8,856
5	Ibrahim Hussein Qaraouni	8,852
6	Ibrahim Deeb Badawi	8,839
7	Ali Mahmoud Farran	8,793
8	Nada Ahmad Younes	8,790
9	Mohammad Saadeddine Zaatar	8,783
10	Milad Hanna Kayyal	8,779
11	Alwan Abdulaziz Sharafeddine	8,763
12	Ali Hassan Atiyeh	8,760
13	Mehdi Hashem Sayyed Mohammad Hassan	8,756
14	Nader Ahmad Fares	8,715
15	Walid Abdullah Tawil	8,714
16	Samir Abdullah Bawab	8,681
17	Ilan George Baradie	8,675
18	Riyad Antoine Hallaj	8,609
19	Hisham Hussein Gharib	8,595
20	Randa Ibrahim Abu Saleh	8,584
21	Khalil Yassin Ashqar	8,554

### Sour Madinati List

**Average 1,016 votes**  
**5.3% of the votes**

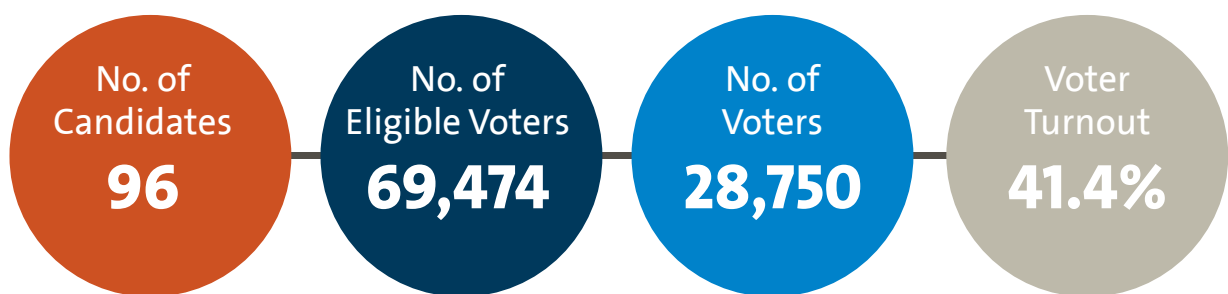
1	Jack Hanna Fakhouri	1,374
2	Ibrahim Ali Dhaini	1,113
3	Rami George Khairallah	1,106
4	Nasser Suleiman Khadra	1,064
5	Hassib Jamal Audi	1,006
6	Rabih Hassan Jahmi	996
7	Ibrahim Mohsen Safieddine	948
8	George Elias Majdalani	873
9	Shadi Antoine Basha	846
10	Mona Khalil Yehia	838



## 2025 Municipal Election Results

### Saida

21 seats



The municipal elections in Sidon witnessed a competition among five lists, none of which won all 21 seats — an indication of the intensity of the competition and the familial and political divisions. The seats were distributed among three lists.

#### Competing lists:

- ***Sawa la Saida (Together for Saida)*** headed by current municipal member Mustafa Hijazi, supported by Mrs. Bahia Hariri and businessman Mar'i Bou Mar'i. It won 11 seats, with an average of 7,453 votes per candidate and 33.4% of voters.
- ***Nabad al-Balad (The Pulse of the City)*** headed by Mohammad Dandashli, supported by MP Osama Saad and civic associations. It won 7 seats, with an average of 6,964 votes per candidate and 31.2% of voters.
- ***Saida Badda w Nehna Adda (Sidon Wants it and We're Up to It)*** headed by Omar Mohammad Murjan, supported by the Islamic Group (Jama'a Islamiyya), with reports that MP Abdul Rahman Bizri was among the supporters. It won 3 seats (the candidates from the Islamic Group), with an average of 4,748 votes per candidate and 21.3% of voters.
- ***Saida Btistahil (Saida Deserves It)***, an incomplete list of 16 candidates, supported by the Islamic Group, lost with an average of 4,186 votes per candidate and 13.4% of voters.
- ***Saida Tastahek (Saida Is Worthy)*** headed by Mazen Bizri, with only 7 candidates, got an average of 290 votes per candidate and 0.4% of voters.

It is worth noting that the candidate who got the most votes was on the Nabd al-Balad list: Rami Bshasha, who received 10,675 votes.



## Sawla la Saida List

Average

**7,453 votes**

**33.4%** of the voters

1	Mustafa Majed Hijazi	9,124
2	Ahmad Muhammad Hani Shuaib	8,317
3	Baraa Saad al-Din al-Hariri	8,182
4	Ahmad Said Akra	8,091
5	Khaled Mahmoud Afara	7,908
6	Amer Afif Maati	7,850
7	Hisham Ahmad Walid Juraydi	7,785
8	Hassan Khalil al-Zaatari	7,511
9	Angie Muhammad Suhail al-Atrouni	7,358
10	Yusuf Edward Taameh	7,294
11	Wael Amin Qasab	7,239
12	Nur Ahmad Najib Nahouli	7,110
13	Rasha Tareq Istaitieh	7,088
14	Ihab Mustafa al-Bizri	7,083
15	Abd al-Karim Mahmoud Alami	7,061
16	Hussam Afif Abu Zainab	7,043
17	Samir Mahmoud Jumaa	7,003
18	Hadi Hilal Hableh	6,994
19	Rabih Ali al-Harakeh	6,883
20	Dania Yusuf Baydoun	6,818
21	Louis Yusuf Atiyeh	6,814



## Nabad al-Balad List

Average

**6,964 votes**

**31.2%** of the voters

1	Rami Rafiq Bashasha	10,675
2	Muhammad Mahmoud al-Dandashli	8,130
3	Taysir Bilal al-Zaatari	7,450
4	Mustafa Ahmad al-Bizri	7,439
5	Hassan Adnan Badih	7,335
6	Majid Muhammad Hasib Abd al-Jawad	7,289
7	Iman Muhammad Bataah	7,243
8	Aya Abd al-Basit al-Balouli	7,200
9	Afaf Ahmad al-Baba	7,199
10	Karim Abd al-Halim al-Zein	7,056
11	Yumna Jean Nassar	7,036
12	Muzin Nasser Sabbagh	6,803
13	Ghina Rashid Wahbi	6,389
14	Ahmad Ramzi Osairan	6,298
15	Ibrahim Hassan Hijazi	6,234
16	Muhammad Hifzi Mustafa Kamal al-Majzoub	6,210
17	Muhammad Kamal Hanina	6,190
18	Lina Elias al-Alam	6,159
19	Basima Najib al-Sinn	5,990
20	Ahmad Muhammad Daher	5,966
21	Maysun Ahmad Zahra	5,948



## Saida Badda w Nehna Adda List

Average

**4,748 votes**

**21.3% of the voters**

1	<b>Mustafa Khaled al-Ibriq</b>	<b>7,530</b>
2	<b>Muhammad Hassan al-Shamas</b>	<b>7,307</b>
3	<b>Hisham Muhammad Hashisho</b>	<b>7,242</b>
4	Omar Muhammad Marjan	5,300
5	Muhi al-Din Mahmoud Tarhah	4,831
6	Rami Ziyad al-Alayli	4,718
7	Ali Hamzeh al-Safawi al-Dirani	4,512
8	Ali Muhieddin al-Arnaout	4,486
9	Ali Khalil Daher	4,437
10	Rula Amer al-Mardini	4,430
11	Noura Muhammad Hilal al-Naqouzi	4,364
12	Ahmad Afif al-Kalash	4,342
13	Huda Tareq al-Makkawi	4,313
14	Muhammad Hassan al-Baba	4,168
15	Muhammad Salih al-Bizri	4,136
16	Rami Adeeb al-Sabbagh	4,060
17	Muhammad Hassan Akara	4,045
18	Jouana Zuhair al-Majzoub	4,026
19	Tracy Antoun Nassar	3,707
20	Boran Mustafa Imbris	3,955
21	Zahi Antoun Khoury	3,911

## Saida Tastahek List

**Average 290 votes**  
**0.4% of the votes**

1	Muhammad Mustafa Habli	545
2	Mazen Reda al-Bizri	318
3	Marwa Mahmoud al-Hariri	310
4	Bushra Bilal al-Arnaout	234
5	Manal Muhammad Fathallah Assaf	234
6	Ahmad Abd al-Ghani Jamal	218
7	Basem Muhammad Reda al-Masri	168

## Saida Btistahil List

**Average 4,186 votes**  
**13.4% of the votes**

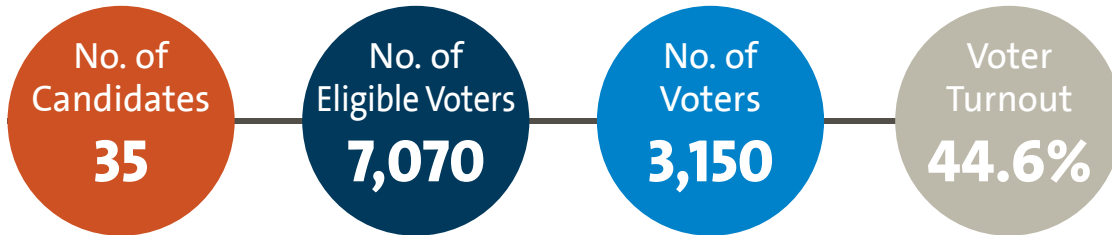
1	Masab Mahmoud al-Arnaout	5,402
2	Hamza Abd al-Rahman Habli	5,125
3	Ibrahim Muhammad Muwafaq al-Rawas	5,138
4	Adham Abd al-Wahed al-Hakawati	5,001
5	Muhammad Mahmoud al-Yaman	4,238
6	Jana Yahya al-Baba	4,235
7	Fadi Abd al-Ghani Shamieh	4,197
8	Rimas Amer al-Safadi	4,102
9	Abd al-Badih Muin al-Dada	4,036
10	Ahmad Saad al-Din Antar	4,033
11	Khaled Muhammad Najm	3,989
12	Nader Mahmoud al-Aar	3,983
13	Ahmad Jamal Sabaa Aain	3,766
14	Ahmad Yahya Hijazi	3,738
15	Ihsan Khalil Istaitiyeh	3,701
16	Amani Adnan Abu Zainab	3,521

## مستقلون

1	Zakaria Muhammad al-Arabi al-Qudsi	513
2	Ahmad Muhammad Jaradi	375
3	Muhammad Abd al-Halim Hijazi	300
4	Muhammad Walid Ahmad al-Asi	246
5	Mahir Afif al-Rashidi	190
6	Muhammad Mahmoud Shabib	134
7	Maha Ahmad Antar	94
8	Shafiq Fuad Diya	35
9	Malek Ahmad Wafiq al-Hariri	6
10	Salwa Ibrahim al-Masri	2

# 2025 Municipal Election Results - Zararia

## 15 seats



The results of the municipal elections in the town of Zararia in the Zahrani district of South Lebanon drew much attention. Some considered the victory of the Ailat (Families) List with 9 seats and its lead over the list supported by Amal Movement and Hezbollah as an indication of growing Shi'a dissent. Others, however, downplayed this result, considering it merely a family-based competition rather than a Shi'a rejection of Amal and Hezbollah, pending the clearer direction of the upcoming parliamentary elections.

- **Ailat (Families)** List (supported by the town's families and businessman Kamel Marwah) won 9 seats (with one of the winners possibly switching to the other list). It secured 50.5% of the voters and an average of 1,297 votes per candidate.
- **Tanmia wa Wafaa (Development and Loyalty)** List (supported by Amal Movement and Hezbollah) won 6 seats, securing 48.9% of the voters and an average of 1,260 votes per candidate.

**Independents:** Nassir Ali Omeis (220 votes), Mohammad Abbas Zargout (7 votes), Wafaa Abbas Marwah (6 votes), Katy Mohammad Ali Marwah (1 vote), Mohammad Asaad Jomaa (0 vote).

### Ailat List

**Average 1,297 votes**  
**50.5% of the votes**

1	Kamel Yehya Marwah	1,607
2	Mohammad Ali Omeis	1,488
3	Jamal Khalil Marwah	1,412
4	Hassan Mohammad Marwah	1,354
5	Maryam Abdel Hamid Marwah	1,344
6	Zeinat Ali Al-Asaad	1,337
7	Mohammad Hani Zargout	1,327
8	Ahmad Qassem Haidar	1,311
9	Kamel Mohammad Akhdar	1,306
10	Ali Mohammad Jomaa	1,285
11	Hussein Ali Marwah	1,178
12	Mohammad Ali Zargout	1,142
13	Fadi Fahmi Marwah	1,130
14	Abbas Al-Abd Zargout	1,127
15	Mohammad Khalil Shararah	1,105

### Tanmia wa Wafaa List

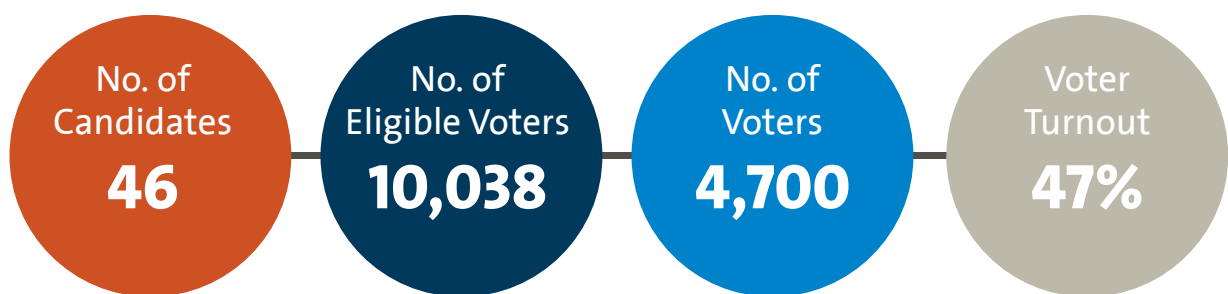
**Average 1,260 votes**  
**48.9% of the votes**

1	Talal Ali Zargout	1,457
2	Hilal Rashid Bilal	1,439
3	Tamam Reda Jomaa	1,352
4	Ahmad Qassem Haidar	1,316
5	Hussein Nabil Mtairak	1,296
6	Batoul Mohammad Mohieddine	1,293
7	Wajih Mohammad Akhdar	1,272
8	Hussein Khalil Abdel Khaleq	1,233
9	Ahmad Khalil Ajami	1,217
10	Mohammad Ali Abdel Nabi	1,198
11	Mohammad Abbas Jazini	1,184
12	Ali Hussein Zargout	1,183
13	Fadi Mahmoud Marwah	1,179
14	Ali Abbas Khashman	1,138
15	Radwan Asaad Zargout	1,127



## 2025 Municipal Election Results Jezzine and Ain Majdalain

**18 seats**  
(16 for Jezzine and 2 for Ain Majdalain)



The alliances in the 2025 municipal elections in Jezzine–Ain Majdalain differed from those in the 2016 elections, when the Lebanese Forces and the Free Patriotic Movement allied against a list supported by MP Ibrahim Azar and the Kataeb Party. In the current elections, the competition was strong between two lists: one supported by the Free Patriotic Movement and Ibrahim Azar, and another supported by the Lebanese Forces. The first list emerged victorious.

- ***Sawa La Jezzine (Together for Jezzine)***, headed by David Tanios El-Helou and supported by the Free Patriotic Movement and former MP Ibrahim Azar, won all 18 seats, securing 59.3% of the votes cast, with an average of 2,558 votes per candidate.
- ***Baladiyyetkon Mostakbalkon (Your Municipality, Your Future)***, headed by Bechara Joseph Aoun and supported by the Lebanese Forces, the Kataeb Party, and Dr. Camille Serhal, secured 40.7% of the votes cast, with an average of 1,754 votes per candidate.

There were 8 female candidates, of whom 3 won.

### Independents

1	Joseph Antoine Karam	5	6	Khalil Maroun El-Akouri	1
2	Salim Beshara Bakhous	3	7	Charbel Maroun Karam	0
3	Youssef Maroun Mansour	3	8	Maroun Youssef Salim	0
4	Charbel Youssef El-Kesrouani	2	9	Michel Beshara El-Helou (Ain Majdaline)	1
5	George Halim Khaled	1	10	Sarah Charbel Jirjis (Ain Majdaline)	0



## Sawa La Jezzine List

Average

**2,558 votes**

**59.3%** of the voters

1	Youssef Boutros Rahhal	2,647
2	David Tanios El-Helou	2,621
3	Reem Asaad El-Helou	2,619
4	Antoine Nehme Azar	2,599
5	Jean Elias Rahim	2,588
6	Rayan Antoine Faddoul	2,584
7	Jamil Maroun El-Moktarah	2,583
8	Chadi Sleiman Chaddad	2,573
9	Peter Antoine Azize	2,566
10	Antoinette Salim Karam	2,558
11	Bassel Samir Aoun	2,556
12	Joseph Sleiman El-Asmar	2,553
13	Eddy Antoine Rizk	2,543
14	Maroun Antoine Mansour	2,505
15	Kholoud Asaad Assaf	2,469
16	Johnny Tanous Aoun	2,430
17	Charbel Nemr Atieh (Ain Majdaline)	2,560
18	Charbel Jamil El-Helou (Ain Majdaline)	2,497



## Baladiyyetkon Mostakbalkon List

Average

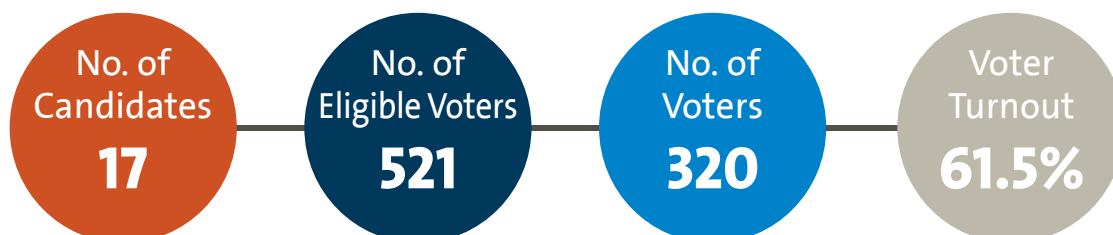
**1,754 votes**

**40.7%** of the voters

1	Rita Elias El-Asmar	1,890
2	Beshara Joseph Aoun	1,886
3	Samer Antoine Aoun	1,854
4	Rimy Milad El-Asmar	1,818
5	Sobhi Youssef Salim	1,786
6	Joseph Antoine Rizk	1,781
7	Elyana Milad Saleh	1,772
8	Marwan Said Karam	1,771
9	Joelle Mansour El-Helou	1,759
10	Chadi Raymond El-Helou	1,756
11	Walid Halim Bou Rached	1,742
12	Natalie Hashem El-Akouri	1,741
13	Paul Louis Romanos	1,724
14	Joseph Bahjat Farah	1,648
15	Edmond Joseph Rahim	1,640
16	Antoine Youssef Youssef Daher Chahine	1,628
17	Matta Habib El-Helou (Ain Majdaline)	1,715
18	Marwan Sleiman El-Hourani (Ain Majdaline)	1,664

## 2025 Municipal Election Results - Kfarfalous

### 9 seats



The municipal elections in Kfarfalous drew considerable media and political attention despite it being a small village with no more than 520 registered voters. The attention was due to the fact that it is the hometown of Lebanese Forces MP for Jezzine, Ghada Ayoub (Greek Catholic). The village witnessed a contest between two lists, with the list supported by the Free Patriotic Movement winning and the list supported by MP Ayoub of the Lebanese Forces losing.

- **Awfiya Kfarfalous (Faithful to Kfarfalous)**, headed by Mayor Paul Chamaa and supported by the Free Patriotic Movement, won with 61.6% of the voters and an average of 185 votes per candidate.
- **Kfarfalous Tastahek el-Afdal (Kfarfalous Deserves Better)**, headed by Raymond Nohra and supported by the Lebanese Forces, received 38.4% of the voters and an average of 129 votes per candidate (meaning the average vote gap between the two lists was just 56 votes).

#### Awfiya' Kfarfalous List

**Average 185 votes**  
**61.6% of the votes**

1	Maya Nasri Al-Shamii	189
2	Paul Elias Al-Shamii	187
3	Jack Charbel Khalil	185
4	Jean Najib Nehme	185
5	Jouzat Habib Al-Shamii	185
6	Miriam Joseph Khalil	185
7	Fadi Youssef Iskandar	184
8	Rudy Najib Daoud	182
9	Salim Emil Ayoub Salim	182

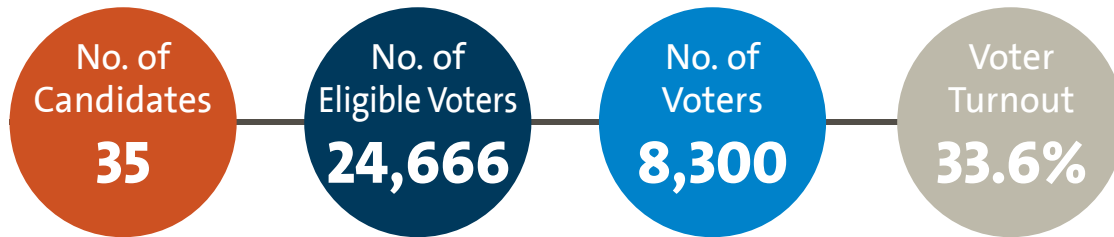
#### Kfarfalous Tastahek El-Afdal List

**Average 129 votes**  
**38.4% of the votes**

1	Raymond Elias Nahra	131
2	Rami Said Hanna	130
3	Jean Michel Khalil	130
4	Elias Hanna Bou Issa	130
5	Ayoub Karim Selem	129
6	Remi Elias Khalil	129
7	Michel George Selem	129
8	Claude Youssef Nehme	127

# 2025 Municipal Election Results - Nabatiyeh

## 21 seats



Similar to the vast majority of Shi'a-majority villages, towns, and cities — especially in the South — the municipal elections in Nabatiyeh did not see real competition, despite the presence of a list opposing the Amal–Hezbollah list. Some media voices predicted that this competing list could break through in some seats due to its diversity and its representation of several segments of Nabatiyeh society, but it did not win any seats. The average vote gap was very large, reaching 6,600 votes.

- **Tanmiya wa Wafaa (Development and Loyalty)**, headed by Abbas Fakhr al-Din and supported by Amal and Hezbollah, won 95.4% of the votes, with an average of 7,199 votes per candidate.
- **Nabatiyeh Tastaheq al-Hayat (Nabatiyeh Deserves Life)**, composed of 12 members and supported by some families, the Communist Party, and leftist forces, won no seats, receiving 4.5% of the votes, with an average of 597 votes per candidate.

### Tanmiya wa Wafaa List

**Average 7,199 votes**  
**95.4% of the votes**

1	Abbas Qasem Fakhr al-Din	7,428
2	Mohammad Abdel Amir Hejazi	7,315
3	Khoder Mahmoud Qadih	7,305
4	Shamoun Farid Assaf	7,303
5	Mohammad Qasem Kaheel	7,241
6	Hussein Mohammad Sabbah	7,201
7	Zeina Helmi Shmeisani	7,201
8	Mohammad Jawad Ali Kaheel	7,199
9	Mohammad Abdel Hassan Farhan	7,194
10	Abbas Hussein Khazal	7,192
11	Mohammad Habib Zahri	7,187
12	Hussein Ahmad Jaber	7,175
13	Amin Adel Haj Ali	7,173
14	Fadl Mahmoud Jaber	7,169
15	Fouad Adel Kamal	7,162
16	Abbas Ali Sabbah	7,145
17	Tariq Kazem Baytar	7,133
18	Mohammad Barakat Jaber	7,129
19	Mohammad Abbas Hassan Jaber	7,129
20	Khaled Mohammad Badr al-Din	7,115
21	Ahmad Hassan Badr al-Din	7,080

### Nabatiyeh Tastaheq al-Hayat List

**Average 597 votes**  
**4.5% of the votes**

1	Wassim Hassan Badr al-Din	811
2	Rawad Youssef Taha	705
3	Lina Adeeb Sabbah	618
4	Mohammad Afif Farhan	582
5	Bassam Mohammad Faqih	571
6	Ali Hussein al-Sabbagh	564
7	Hassan Anis al-Moqaddam	563
8	Hussein Ali Badr al-Din	563
9	Hassan Abdo Maetouq	559
10	Mohammad Abdel Latif Baytar	555
11	Hussein Ali Hammadeh	538
12	Fadl Najib Baytar	529

### Independents

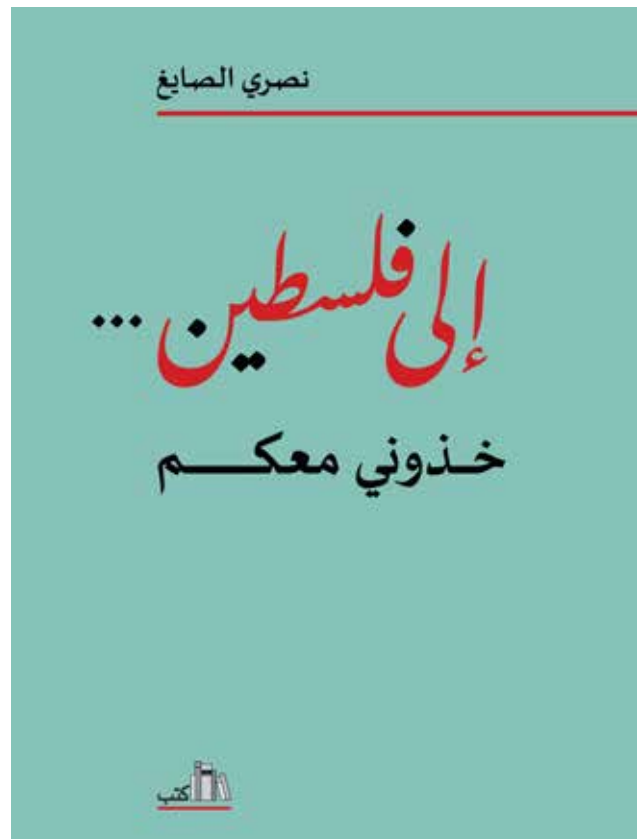
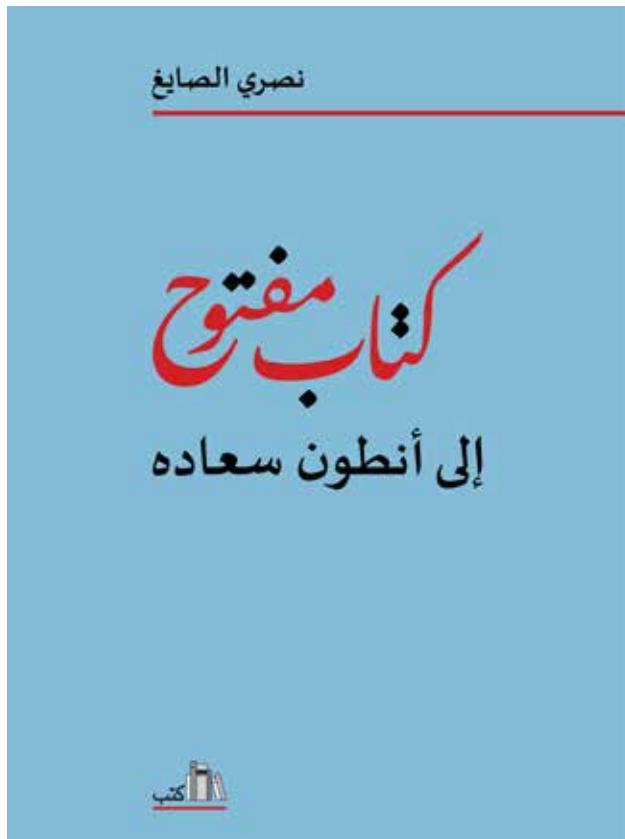
1	Ali Malek Badr al-Din	60
2	Hibah Talal Baytar	55

## TO PALESTINE... TAKE ME WITH YOU AN OPEN LETTER TO ANTOUN SAADEH

Reflections that transcend the personal to touch on broader collective experiences... Two literary works recently published by *Dar Kutub* and written by Nasri Al-Sayegh, a native of Mashghara in West Bekaa, offer a .revisitation of history, politics, and personal moments with candid spontaneity

The first book, *To Palestine... Take Me With You*, is a series of poetic dialogues and meditative musings, where facts and names intertwine with emotions and convictions. It reads as both a yearning monologue and a cry .for freedom—a longing to bring an end to a long chapter of suffering under occupation

The second book, *An Open Letter to Antoun Saadeh*, is a historical self-revelation. In it, the writer returns to his earliest encounters with Saadeh's philosophy at a time when he had initially resolved to enter monastic life. Instead, he found himself drawn to sociological thought and the call for a secular state free of sectarian and doctrinal divides. Embracing this worldview, he joined a movement and its institution, only to later confront himself, and others, with what he regretted believing in and doing. It was a phase that led him to vow never to engage in debate again. Yet this book is precisely that: an honest, open dialogue that begins within .the self and expands outward into the public realm



Kutub, All Rights Reserved

Al-Borj Building, 4th Floor Martyr's Square, Commercial Center

Beirut - Lebanon, P.O.BOX: 11-4353 Beirut, Lebanon

Tel: (961-1) 983008/9 Fax: (961-1) 980630

Web: [www.kutubltd.com](http://www.kutubltd.com)

E-mail: [sales@kutubltd.com](mailto:sales@kutubltd.com)