

INFORMATION
INTERNATIONAL





المركز
للدراسات
والبحوث

Polling the Lebanese on Current Political and Security Issues

May 2026

When Exhaustion Becomes a Political Position: Lebanese Between Rejecting Israel and Accepting Negotiations

By Jawad Adra





-  The Lebanese community cannot be understood through sectarian identity alone. Collective exhaustion, war, fear, and a deep loss of confidence in the future are reshaping political attitudes, even when those attitudes appear contradictory on the surface.
-  Lebanese people are exhausted. They have lost their savings, while nearly half the population lives without health coverage amid the collapse of basic services such as electricity, water, and public transportation. Public education has deteriorated, unemployment has risen, and emigration continues unabated. Then came the latest war, adding a new layer of fear to an already exhausted society. It is therefore hardly surprising that so many Lebanese now say: “We are tired” and “We cannot take this anymore.”
-  What is striking, however, is that the community that suffered the most was also the one most opposed to direct talks or normalization with Israel. According to the poll, 92.9% of Shiites opposed direct negotiations, rising to 94.3% when the issue became normalization, and to 96% when the idea of opening an Israeli embassy in Beirut was raised.
-  By contrast, the Druze community appeared to be the most supportive of direct negotiations, normalization, and the opening of an Israeli embassy in Beirut. Christian communities, particularly Maronites and Orthodox Christians, also showed relatively high levels of support for direct negotiations, while nearly half of Sunni respondents supported this option as well, even though many still opposed any direct contact between the Lebanese prime minister and Benjamin Netanyahu.

- i** Yet the significance of this poll lies not only in measuring opinions, but in revealing the deep contradictions within Lebanese society itself. Many Lebanese who doubt the possibility of a “just peace,” or who believe Israel would have launched war regardless of the pretext, or expect that Israel will fully withdraw from all territories it has occupied in Lebanon, simultaneously support direct negotiations or even a formal peace agreement. It is as though part of Lebanese society is no longer searching for conviction as much as it is searching for an escape from permanent exhaustion.
- i** Even more revealing is how sharply today’s results differ from those of the August 2025 poll. In less than a year, support for a peace agreement with Israel rose from 25% to nearly 49%, while support for normalization increased from 13.2% to more than 30%. Such rapid shifts raise a fundamental question: do political convictions truly change so quickly, or do exhausted societies become more willing to embrace options they once rejected?
- i** At this point, sectarian identity alone becomes an insufficient explanation. Certainly, sectarian belonging still plays a major role in shaping political attitudes, but the results also point to more complex political, psychological, and social dynamics. Within every sect there were groups whose positions contradicted the dominant mood of their own community, suggesting that Lebanon cannot be understood solely through its traditional sectarian divisions.

- i** It is also useful to read these results through the lens of generations rather than sects alone. Younger age groups showed stronger opposition to negotiations, normalization, and the opening of an Israeli embassy, while support gradually increased with age, reaching its highest levels among those over seventy.
- i** This raises another important question: does the memory of war push older generations toward pragmatism and compromise, while younger generations gravitate toward more rigid or principled positions? Or are younger Lebanese, precisely because they already feel deprived of a future, less willing to make what they see as moral or sovereign concessions?
- i** In any case, it is clear that Lebanese society is divided, but these divisions are neither simple nor one-dimensional. They are shaped by a mixture of sectarian identity, politics, fear, historical experience, collective exhaustion, and a deep loss of trust in the state, in the world, and even in the possibility of justice itself.
- i** For that reason, the value of this poll does not lie in using it to condemn people or morally discipline them, but rather in trying to understand them. Exhausted societies do not think the same way stable societies do, and people living with fear, anxiety, and collapse may simultaneously hold positions that appear contradictory, yet remain entirely consistent with their profound sense of exhaustion.
- i** Perhaps the deeper importance of these findings is that they open the door to larger questions about the future of Lebanon's political and party system, and whether the country's divisions will remain trapped within sectarian structures or gradually re-emerge through new political alignments that transcend the traditional framework Lebanon has known for decades. For polls do not merely measure opinions; sometimes, they measure the level of exhaustion that precedes major transformations.

Sample Distribution

Sample Distribution

-  The survey was conducted face-to-face from April 28 to May 5, 2026, and included 2,000 respondents proportionally distributed across various regions and sects.
-  The margin of error was ± 3.2 , and the refusal rate reached 26%.
-  The sample was evenly distributed between males and females (1,000 surveys for each gender).
-  The respondents were distributed by confession as follows: 21.3% Maronites, 7.2% Orthodox, 4.7% Catholics, 3.4% Armenian Orthodox/Catholic, 27.9% Sunnis, 27.9% Shiites, 5.7% Druze, 0.9% Alawites, and 1% Christian minorities.

Introduction



In light of regional shifts, security and political tensions, and the war Israel is waging against Lebanon, this survey aims to monitor Lebanese public opinion trends regarding issues of war and peace, the relationship with Israel, the role of Hezbollah, the future of its weapons, as well as the options available to the Lebanese state in the upcoming phase.

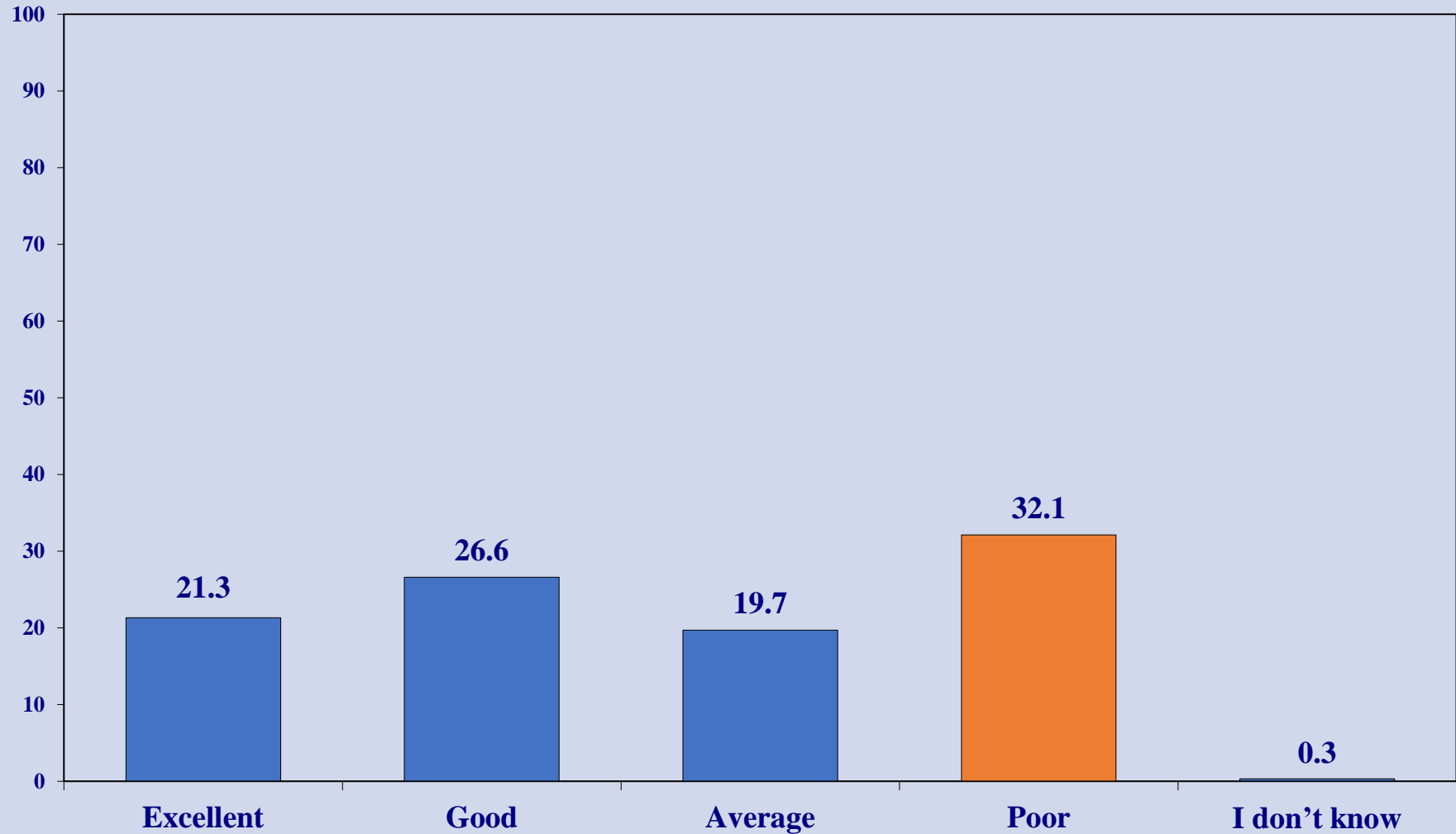


The results reveal clear and deep divergences among the various components of Lebanese society, not only on a sectarian level, but also across different generations, with younger age groups displaying approaches that are sometimes radically different from older age groups. The results also reflect the traditional Lebanese divide between those who link Lebanon's security to resistance and conflict with Israel, and those who believe that Lebanon's interest lies in neutrality, political settlements, or redefining the relationship with Israel within a broader regional and international framework.



The significance of these findings is not limited to measuring current popular sentiment, but also contributes to understanding the gradual shifts taking place in Lebanese public opinion regarding issues that were previously considered almost settled or highly sensitive in public discourse. As such, this survey serves as an important indicator of the nature of existing divisions, and of potential changes in the political and security priorities of the Lebanese people in the coming phase.

How would you evaluate the President's management of the crisis during the recent war period?



Base: 2000

How would you evaluate the President's management of the crisis during the recent war period? (By Sect)

| How would you evaluate the President's management of the crisis during the recent war period? | Maronite | Greek Orthodox | Greek Catholic | Armenian Orthodox / Catholic | Sunni | Shia | Druze | Alawite | Christian minorities | Total |
|---|---------------|----------------|----------------|------------------------------|---------------|---------------|---------------|---------------|----------------------|---------------|
| Excellent | 26.8% | 29.2% | 38.3% | 17.6% | 27.2% | 0.0% | 56.1% | 0.0% | 30.0% | 21.3% |
| Good | 42.3% | 45.8% | 42.6% | 67.6% | 27.2% | 1.4% | 26.3% | 0.0% | 50.0% | 26.6% |
| Average | 22.5% | 15.3% | 6.4% | 14.7% | 24.0% | 19.4% | 7.0% | 55.6% | 0.0% | 19.7% |
| Poor | 8.5% | 9.7% | 8.5% | 0.0% | 21.5% | 79.2% | 10.5% | 44.4% | 10.0% | 32.1% |
| I don't know | 0.0% | 0.0% | 4.3% | 0.0% | 0.0% | 0.0% | 0.0% | 0.0% | 10.0% | 0.3% |
| Total | 100.0% | 100.0% | 100.0% | 100.0% | 100.0% | 100.0% | 100.0% | 100.0% | 100.0% | 100.0% |

How would you evaluate the President's management of the crisis during the recent war period? (By Age)

| How would you evaluate the President's management of the crisis during the recent war period? | 21-29 | 30-39 | 40-49 | 50-59 | 60-69 | 70+ | Total |
|---|---------------|---------------|---------------|---------------|---------------|---------------|---------------|
| Excellent | 16.5% | 13.1% | 22.0% | 24.3% | 31.3% | 57.9% | 21.3% |
| Good | 22.0% | 28.8% | 25.1% | 28.2% | 30.6% | 21.1% | 26.6% |
| Average | 20.5% | 21.6% | 20.2% | 22.3% | 12.7% | 5.3% | 19.7% |
| Poor | 41.0% | 36.5% | 32.3% | 24.8% | 24.6% | 15.8% | 32.1% |
| I don't know | 0.0% | 0.0% | 0.4% | 0.5% | 0.7% | 0.0% | 0.3% |
| Total | 100.0% | 100.0% | 100.0% | 100.0% | 100.0% | 100.0% | 100.0% |

Base: 2000

How would you evaluate the President's management of the crisis during the recent war period? (By Gender)

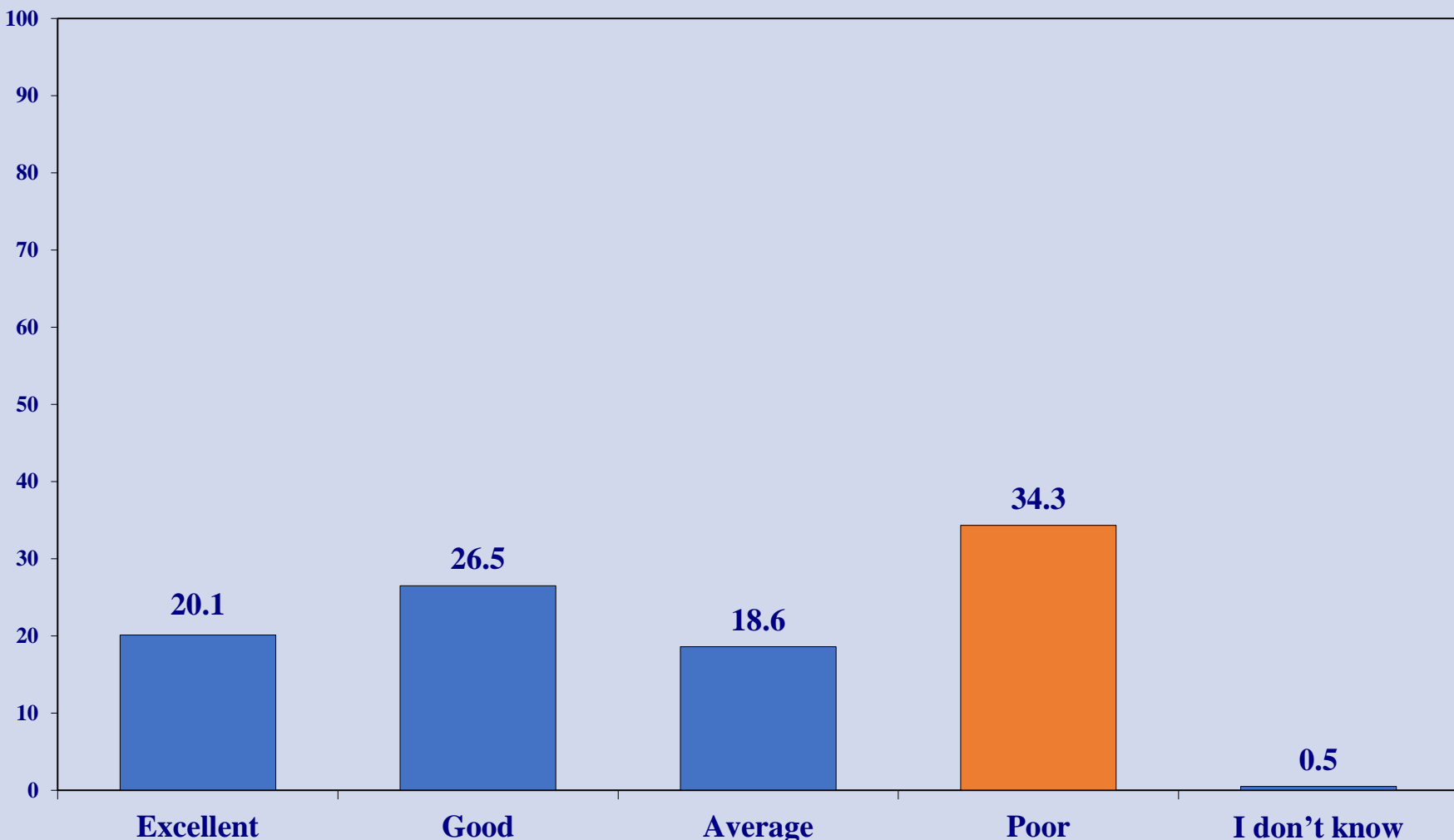
| How would you evaluate the President's management of the crisis during the recent war period? | Male | Female | Total |
|---|---------------|---------------|---------------|
| Excellent | 21.6% | 21.0% | 21.3% |
| Good | 23.8% | 29.4% | 26.6% |
| Average | 19.6% | 19.8% | 19.7% |
| Poor | 34.8% | 29.4% | 32.1% |
| I don't know | 0.2% | 0.4% | 0.3% |
| Total | 100.0% | 100.0% | 100.0% |

How would you evaluate the President's management of the crisis during the recent war period? (By Governorate)

| How would you evaluate the President's management of the crisis during the recent war period? | Beirut | Mount Lebanon | Keserwan-Jbeil | North | South | Nabatieh | Bekaa | Baalbek-Hermel | Akkar | Total |
|---|---------------|---------------|----------------|---------------|---------------|---------------|---------------|----------------|---------------|---------------|
| Excellent | 19.1% | 26.5% | 19.0% | 25.3% | 2.6% | 0.0% | 46.4% | 10.4% | 37.3% | 21.3% |
| Good | 33.0% | 33.1% | 39.7% | 24.7% | 11.2% | 16.7% | 30.4% | 15.6% | 29.3% | 26.6% |
| Average | 12.8% | 18.8% | 29.3% | 20.5% | 23.3% | 25.6% | 13.0% | 5.2% | 32.0% | 19.7% |
| Poor | 35.1% | 20.6% | 12.1% | 29.5% | 62.9% | 57.7% | 10.1% | 68.8% | 1.3% | 32.1% |
| I don't know | 0.0% | 1.0% | 0.0% | 0.0% | 0.0% | 0.0% | 0.0% | 0.0% | 0.0% | 0.3% |
| Total | 100.0% | 100.0% | 100.0% | 100.0% | 100.0% | 100.0% | 100.0% | 100.0% | 100.0% | 100.0% |

Base: 2000

How would you evaluate the Prime Minister's management of the crisis during the recent war period?



Base: 2000

How would you evaluate the Prime Minister's management of the crisis during the recent war period? (By Sect)

| How would you evaluate the Prime Minister's management of the crisis during the recent war period? | Maronite | Greek Orthodox | Greek Catholic | Armenian Orthodox / Catholic | Sunni | Shia | Druze | Alawite | Christian minorities | Total |
|--|---------------|----------------|----------------|------------------------------|---------------|---------------|---------------|---------------|----------------------|---------------|
| Excellent | 22.5% | 20.8% | 12.8% | 20.6% | 32.6% | 0.0% | 54.4% | 0.0% | 30.0% | 20.1% |
| Good | 42.7% | 43.1% | 57.4% | 55.9% | 26.9% | 0.7% | 26.3% | 0.0% | 50.0% | 26.5% |
| Average | 22.1% | 22.2% | 10.6% | 23.5% | 20.8% | 16.5% | 5.3% | 33.3% | 0.0% | 18.6% |
| Poor | 12.2% | 12.5% | 14.9% | 0.0% | 19.7% | 82.8% | 14.0% | 66.7% | 10.0% | 34.3% |
| I don't know | 0.5% | 1.4% | 4.3% | 0.0% | 0.0% | 0.0% | 0.0% | 0.0% | 10.0% | 0.5% |
| Total | 100.0% | 100.0% | 100.0% | 100.0% | 100.0% | 100.0% | 100.0% | 100.0% | 100.0% | 100.0% |

How would you evaluate the Prime Minister's management of the crisis during the recent war period? (By Age)

| How would you evaluate the Prime Minister's management of the crisis during the recent war period? | 21-29 | 30-39 | 40-49 | 50-59 | 60-69 | 70+ | Total |
|--|---------------|---------------|---------------|---------------|---------------|---------------|---------------|
| Excellent | 16.5% | 12.6% | 18.4% | 24.3% | 29.1% | 57.9% | |
| Good | 22.0% | 26.6% | 29.1% | 26.2% | 29.9% | 21.1% | 26.5% |
| Average | 19.0% | 20.7% | 17.5% | 21.8% | 13.4% | 5.3% | 18.6% |
| Poor | 42.0% | 39.6% | 34.5% | 27.2% | 26.9% | 15.8% | 34.3% |
| I don't know | 0.5% | 0.5% | 0.4% | 0.5% | 0.7% | 0.0% | 0.5% |
| Total | 100.0% | 100.0% | 100.0% | 100.0% | 100.0% | 100.0% | 100.0% |

Base: 2000

How would you evaluate the Prime Minister's management of the crisis during the recent war period? (By Gender)

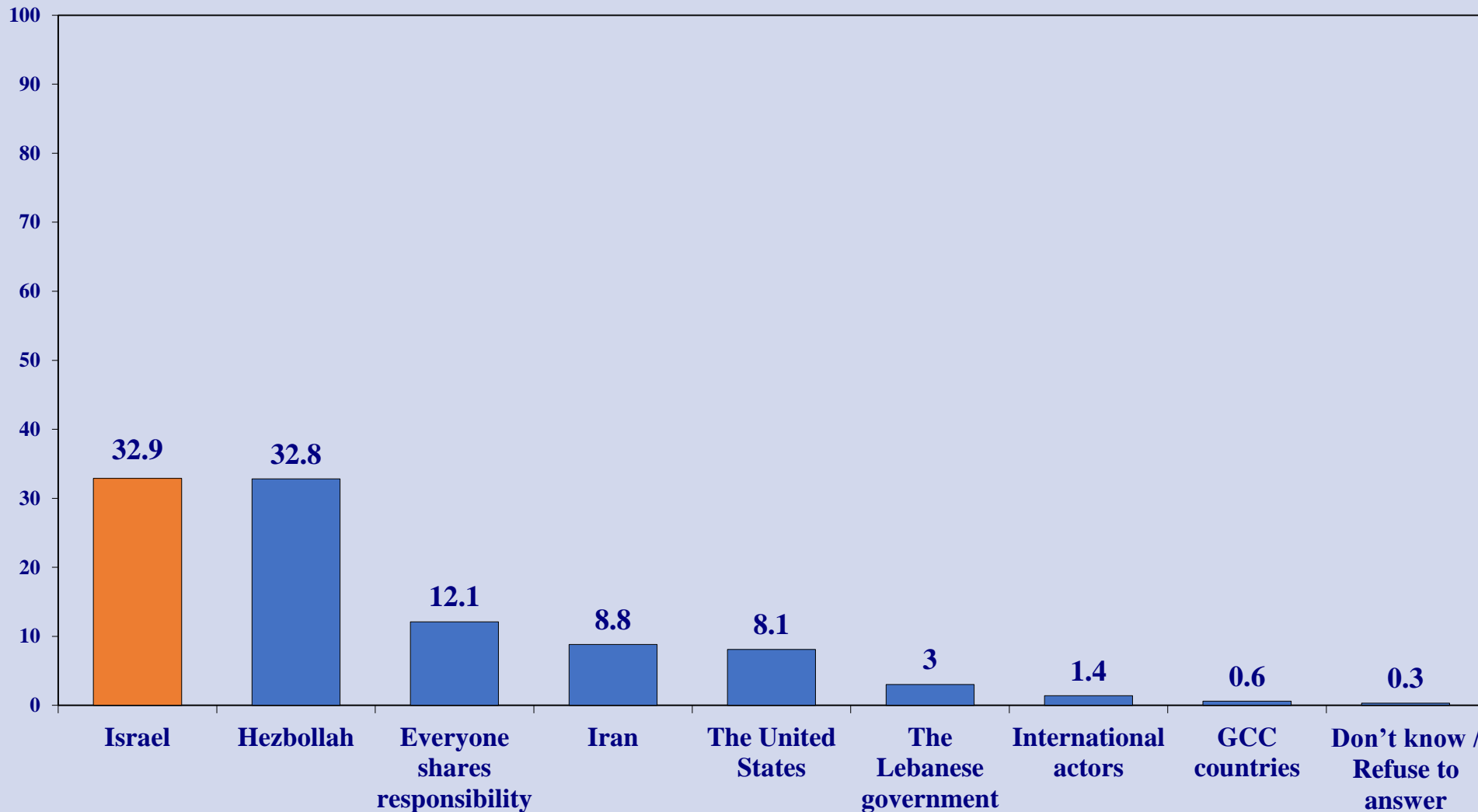
| How would you evaluate the Prime Minister's management of the crisis during the recent war period? | Male | Female | Total |
|--|---------------|---------------|---------------|
| Excellent | 20.8% | 19.4% | 20.1% |
| Good | 23.0% | 30.0% | 26.5% |
| Average | 18.8% | 18.4% | 18.6% |
| Poor | 37.0% | 31.6% | 34.3% |
| I don't know | 0.4% | 0.6% | 0.5% |
| Total | 100.0% | 100.0% | 100.0% |

How would you evaluate the Prime Minister's management of the crisis during the recent war period? (By Governorate)

| How would you evaluate the Prime Minister's management of the crisis during the recent war period? | Beirut | Mount Lebanon | Keserwan-Jbeil | North | South | Nabatieh | Bekaa | Baalbek-Hermel | Akkar | Total |
|--|---------------|---------------|----------------|---------------|---------------|---------------|---------------|----------------|---------------|---------------|
| Excellent | 24.5% | 22.3% | 13.8% | 26.7% | 1.7% | 0.0% | 40.6% | 11.7% | 37.3% | 20.1% |
| Good | 30.9% | 33.1% | 36.2% | 26.7% | 11.2% | 11.5% | 37.7% | 13.0% | 30.7% | 26.5% |
| Average | 9.6% | 20.2% | 31.0% | 18.5% | 24.1% | 23.1% | 5.8% | 3.9% | 28.0% | 18.6% |
| Poor | 35.1% | 23.0% | 17.2% | 28.1% | 62.9% | 65.4% | 15.9% | 71.4% | 4.0% | 34.3% |
| I don't know | 0.0% | 1.4% | 1.7% | 0.0% | 0.0% | 0.0% | 0.0% | 0.0% | 0.0% | 0.5% |
| Total | 100.0% | 100.0% | 100.0% | 100.0% | 100.0% | 100.0% | 100.0% | 100.0% | 100.0% | 100.0% |

Base: 2000

In your opinion, who bears the greatest responsibility for the current escalation in Lebanon?



Base: 2000

In your opinion, who bears the greatest responsibility for the current escalation in Lebanon? (By Sect)

| In your opinion, who bears the greatest responsibility for the current escalation in Lebanon? | Maronite | Greek Orthodox | Greek Catholic | Armenian Orthodox / Catholic | Sunni | Shia | Druze | Alawite | Christian minorities | Total |
|---|---------------|----------------|----------------|------------------------------|---------------|---------------|---------------|---------------|----------------------|---------------|
| Israel | 9.9% | 20.8% | 8.5% | 35.3% | 33.0% | 57.7% | 28.1% | 66.7% | 20.0% | 32.9% |
| Hezbollah | 48.8% | 50.0% | 42.6% | 50.0% | 39.1% | 0.0% | 61.4% | 11.1% | 60.0% | 32.8% |
| Everyone shares responsibility | 10.8% | 5.6% | 29.8% | 14.7% | 8.2% | 17.9% | 3.5% | 0.0% | 0.0% | 12.1% |
| Iran | 20.7% | 12.5% | 6.4% | 0.0% | 9.3% | 0.4% | 5.3% | 0.0% | 20.0% | 8.8% |
| The United States | 5.2% | 4.2% | 10.6% | 0.0% | 5.0% | 16.5% | 1.8% | 11.1% | 0.0% | 8.1% |
| The Lebanese government | 2.3% | 4.2% | 0.0% | 0.0% | 2.5% | 5.0% | 0.0% | 11.1% | 0.0% | 3.0% |
| International actors | 1.9% | 1.4% | 2.1% | 0.0% | 2.2% | 0.7% | 0.0% | 0.0% | 0.0% | 1.4% |
| GCC countries | 0.0% | 0.0% | 0.0% | 0.0% | 0.4% | 1.8% | 0.0% | 0.0% | 0.0% | 0.6% |
| Don't know / Refuse to answer | 0.5% | 1.4% | 0.0% | 0.0% | 0.4% | 0.0% | 0.0% | 0.0% | 0.0% | 0.3% |
| Total | 100.0% | 100.0% | 100.0% | 100.0% | 100.0% | 100.0% | 100.0% | 100.0% | 100.0% | 100.0% |

In your opinion, who bears the greatest responsibility for the current escalation in Lebanon? (By Age)

| In your opinion, who bears the greatest responsibility for the current escalation in Lebanon? | 21-29 | 30-39 | 40-49 | 50-59 | 60-69 | 70+ | Total |
|---|---------------|---------------|---------------|---------------|---------------|---------------|---------------|
| Israel | 36.0% | 36.5% | 33.2% | 31.2% | 27.6% | 10.5% | 32.9% |
| Hezbollah | 28.5% | 26.1% | 33.6% | 34.7% | 39.6% | 78.9% | 32.8% |
| Everyone shares responsibility | 13.0% | 18.0% | 11.7% | 7.9% | 9.7% | 0.0% | 12.1% |
| Iran | 7.0% | 7.2% | 9.0% | 12.4% | 9.7% | 0.0% | 8.8% |
| The United States | 7.0% | 8.6% | 8.1% | 9.4% | 6.7% | 10.5% | 8.1% |
| The Lebanese government | 4.5% | 1.8% | 1.3% | 2.5% | 6.7% | 0.0% | 3.0% |
| International actors | 2.5% | 0.9% | 1.8% | 1.5% | 0.0% | 0.0% | 1.4% |
| GCC countries | 1.5% | 0.9% | 0.4% | 0.0% | 0.0% | 0.0% | 0.6% |
| Don't know / Refuse to answer | 0.0% | 0.0% | 0.9% | 0.5% | 0.0% | 0.0% | 0.3% |
| Total | 100.0% | 100.0% | 100.0% | 100.0% | 100.0% | 100.0% | 100.0% |

In your opinion, who bears the greatest responsibility for the current escalation in Lebanon? (By Gender)

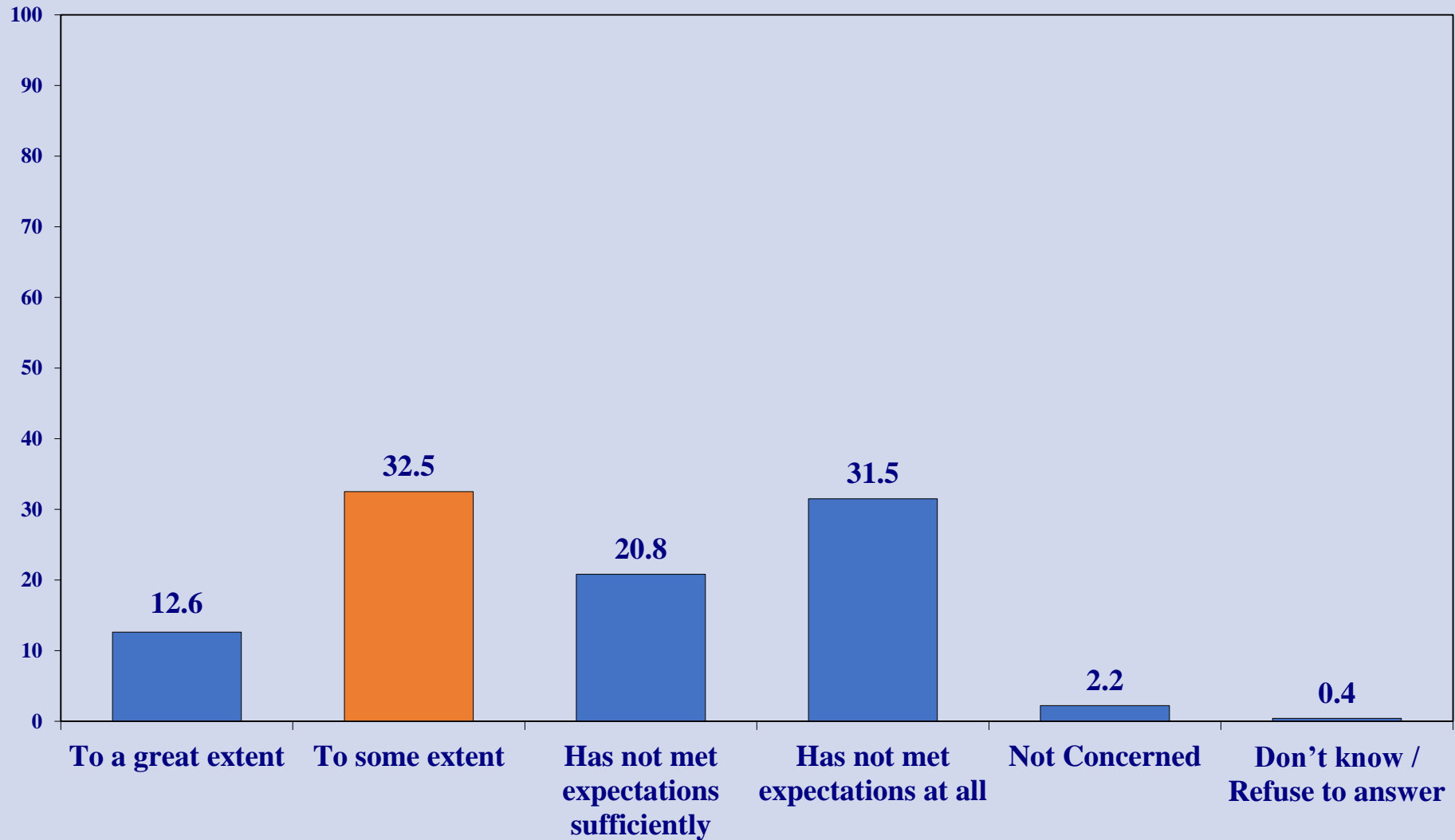
| In your opinion, who bears the greatest responsibility for the current escalation in Lebanon? | Male | Female | Total |
|---|---------------|---------------|---------------|
| Israel | 33.4% | 32.4% | 32.9% |
| Hezbollah | 31.8% | 33.8% | 32.8% |
| Everyone shares responsibility | 10.4% | 13.8% | 12.1% |
| Iran | 8.4% | 9.2% | 8.8% |
| The United States | 10.4% | 5.8% | 8.1% |
| The Lebanese government | 3.4% | 2.6% | 3.0% |
| International actors | 0.8% | 2.0% | 1.4% |
| GCC countries | 1.0% | 0.2% | 0.6% |
| Don't know / Refuse to answer | 0.4% | 0.2% | 0.3% |
| Total | 100.0% | 100.0% | 100.0% |

In your opinion, who bears the greatest responsibility for the current escalation in Lebanon? (By Governorate)

| In your opinion, who bears the greatest responsibility for the current escalation in Lebanon? | Beirut | Mount Lebanon | Keserwan-Jbeil | North | South | Nabatieh | Bekaa | Baalbek-Hermel | Akkar | Total |
|---|---------------|---------------|----------------|---------------|---------------|---------------|---------------|----------------|---------------|---------------|
| Israel | 46.8% | 17.1% | 25.9% | 31.5% | 37.9% | 32.1% | 40.6% | 80.5% | 21.3% | 32.9% |
| Hezbollah | 30.9% | 45.6% | 31.0% | 43.8% | 3.4% | 6.4% | 37.7% | 9.1% | 58.7% | 32.8% |
| Everyone shares responsibility | 10.6% | 7.3% | 17.2% | 4.8% | 40.5% | 25.6% | 4.3% | 0.0% | 4.0% | 12.1% |
| Iran | 8.5% | 13.9% | 17.2% | 6.2% | 0.9% | 3.8% | 11.6% | 2.6% | 9.3% | 8.8% |
| The United States | 2.1% | 9.8% | 3.4% | 6.2% | 7.8% | 25.6% | 4.3% | 6.5% | 4.0% | 8.1% |
| The Lebanese government | 0.0% | 5.2% | 1.7% | 6.8% | 0.9% | 0.0% | 1.4% | 1.3% | 1.3% | 3.0% |
| International actors | 1.1% | 0.3% | 3.4% | 0.0% | 7.8% | 1.3% | 0.0% | 0.0% | 0.0% | 1.4% |
| GCC countries | 0.0% | 0.0% | 0.0% | 0.7% | 0.9% | 5.1% | 0.0% | 0.0% | 0.0% | 0.6% |
| Don't know / Refuse to answer | 0.0% | 0.7% | 0.0% | 0.0% | 0.0% | 0.0% | 0.0% | 0.0% | 1.3% | 0.3% |
| Total | 100.0% | 100.0% | 100.0% | 100.0% | 100.0% | 100.0% | 100.0% | 100.0% | 100.0% | 100.0% |

Base: 2000

To what extent do you believe the Lebanese government fulfilled its expected role during the recent war?



Base: 2000

To what extent do you believe the Lebanese government fulfilled its expected role during the recent war? (By Sect)

| To what extent do you believe the Lebanese government fulfilled its expected role during the recent war? | Maronite | Greek Orthodox | Greek Catholic | Armenian Orthodox / Catholic | Sunni | Shia | Druze | Alawite | Christian minorities | Total |
|--|---------------|----------------|----------------|------------------------------|---------------|---------------|---------------|---------------|----------------------|---------------|
| To a great extent | 13.6% | 12.5% | 25.5% | 11.8% | 21.9% | 0.0% | 12.3% | 0.0% | 40.0% | 12.6% |
| To some extent | 44.1% | 38.9% | 40.4% | 47.1% | 39.4% | 5.4% | 66.7% | 11.1% | 40.0% | 32.5% |
| Has not met expectations sufficiently | 30.0% | 34.7% | 8.5% | 41.2% | 16.5% | 17.2% | 5.3% | 44.4% | 0.0% | 20.8% |
| Has not met expectations at all | 11.3% | 11.1% | 14.9% | 0.0% | 21.1% | 72.8% | 15.8% | 44.4% | 10.0% | 31.5% |
| Not Concerned | 0.0% | 1.4% | 8.5% | 0.0% | 1.1% | 4.7% | 0.0% | 0.0% | 10.0% | 2.2% |
| Don't know / Refuse to answer | 0.9% | 1.4% | 2.1% | 0.0% | 0.0% | 0.0% | 0.0% | 0.0% | 0.0% | 0.4% |
| Total | 100.0% | 100.0% | 100.0% | 100.0% | 100.0% | 100.0% | 100.0% | 100.0% | 100.0% | 100.0% |

To what extent do you believe the Lebanese government fulfilled its expected role during the recent war? (By Age)

| To what extent do you believe the Lebanese government fulfilled its expected role during the recent war? | 21-29 | 30-39 | 40-49 | 50-59 | 60-69 | 70+ | Total |
|--|---------------|---------------|---------------|---------------|---------------|---------------|---------------|
| To a great extent | 11.5% | 8.6% | 12.1% | 15.3% | 16.4% | 21.1% | 12.6% |
| To some extent | 27.0% | 33.8% | 32.7% | 34.7% | 32.8% | 47.4% | 32.5% |
| Has not met expectations sufficiently | 20.0% | 18.9% | 22.9% | 21.3% | 21.6% | 15.8% | 20.8% |
| Has not met expectations at all | 39.0% | 35.6% | 30.5% | 26.2% | 26.1% | 10.5% | 31.5% |
| Not Concerned | 2.0% | 2.7% | 1.3% | 2.5% | 3.0% | 0.0% | 2.2% |
| Don't know / Refuse to answer | 0.5% | 0.5% | 0.4% | 0.0% | 0.0% | 5.3% | 0.4% |
| Total | 100.0% | 100.0% | 100.0% | 100.0% | 100.0% | 100.0% | 100.0% |

Base: 2000

To what extent do you believe the Lebanese government fulfilled its expected role during the recent war? (By Gender)

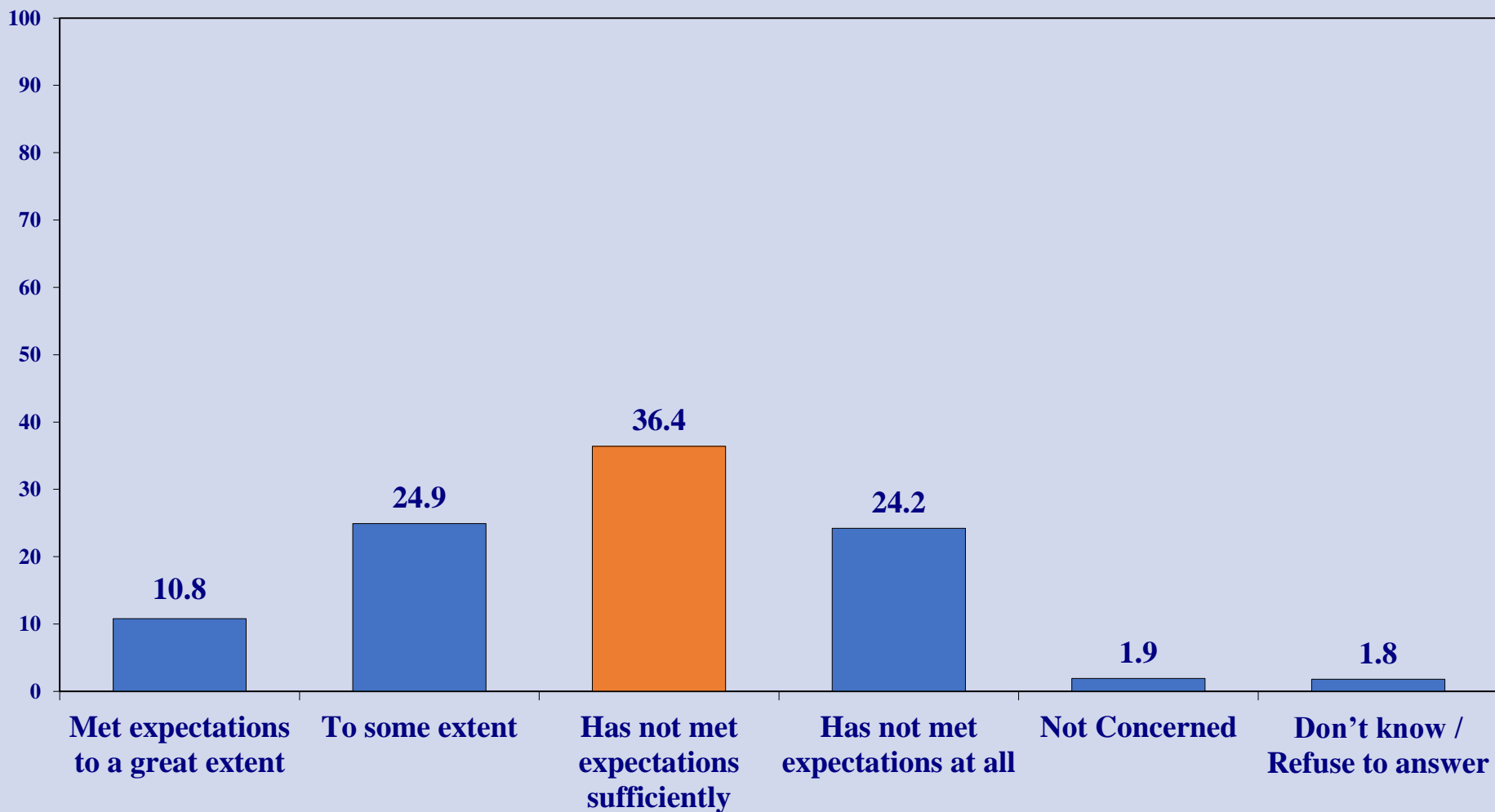
| To what extent do you believe the Lebanese government fulfilled its expected role during the recent war? | Male | Female | Total |
|--|---------------|---------------|---------------|
| To a great extent | 11.2% | 14.0% | 12.6% |
| To some extent | 31.8% | 33.2% | 32.5% |
| Has not met expectations sufficiently | 20.2% | 21.4% | 20.8% |
| Has not met expectations at all | 34.0% | 29.0% | 31.5% |
| Not Concerned | 2.4% | 2.0% | 2.2% |
| Don't know / Refuse to answer | 0.4% | 0.4% | 0.4% |
| Total | 100.0% | 100.0% | 100.0% |

To what extent do you believe the Lebanese government fulfilled its expected role during the recent war? (By Governorate)

| To what extent do you believe the Lebanese government fulfilled its expected role during the recent war? | Beirut | Mount Lebanon | Keserwan-Jbeil | North | South | Nabatieh | Bekaa | Baalbek-Hermel | Akkar | Total |
|--|---------------|---------------|----------------|---------------|---------------|---------------|---------------|----------------|---------------|---------------|
| To a great extent | 21.3% | 8.7% | 3.4% | 21.9% | 0.0% | 0.0% | 42.0% | 11.7% | 12.0% | 12.6% |
| To some extent | 25.5% | 40.8% | 39.7% | 34.2% | 21.6% | 15.4% | 33.3% | 14.3% | 53.3% | 32.5% |
| Has not met expectations sufficiently | 19.1% | 25.4% | 39.7% | 13.0% | 23.3% | 21.8% | 11.6% | 5.2% | 25.3% | 20.8% |
| Has not met expectations at all | 31.9% | 21.6% | 15.5% | 29.5% | 54.3% | 62.8% | 13.0% | 57.1% | 8.0% | 31.5% |
| Not Concerned | 2.1% | 2.4% | 0.0% | 1.4% | 0.9% | 0.0% | 0.0% | 11.7% | 1.3% | 2.2% |
| Don't know / Refuse to answer | 0.0% | 1.0% | 1.7% | 0.0% | 0.0% | 0.0% | 0.0% | 0.0% | 0.0% | 0.4% |
| Total | 100.0% | 100.0% | 100.0% | 100.0% | 100.0% | 100.0% | 100.0% | 100.0% | 100.0% | 100.0% |

Base: 2000

How do you evaluate the role of official institutions in relief and displacement matters, particularly the role of the Ministry of Social Affairs, during this war?



Base: 2000

How do you evaluate the role of official institutions in relief and displacement matters, particularly the role of the Ministry of Social Affairs, during this war? (By Sect)

| How do you evaluate the role of official institutions in relief and displacement matters, particularly the role of the Ministry of Social Affairs, during this war? | Maronite | Greek Orthodox | Greek Catholic | Armenian Orthodox / Catholic | Sunni | Shia | Druze | Alawite | Christian minorities | Total |
|---|---------------|----------------|----------------|------------------------------|---------------|---------------|---------------|---------------|----------------------|---------------|
| Met expectations to a great extent | 12.2% | 18.1% | 19.1% | 5.9% | 12.2% | 4.7% | 7.0% | 33.3% | 40.0% | 10.8% |
| To some extent | 21.6% | 16.7% | 17.0% | 41.2% | 33.7% | 17.2% | 42.1% | 33.3% | 0.0% | 24.9% |
| Has not met expectations sufficiently | 39.9% | 38.9% | 27.7% | 26.5% | 34.1% | 41.2% | 22.8% | 33.3% | 30.0% | 36.4% |
| Has not met expectations at all | 20.2% | 23.6% | 17.0% | 23.5% | 17.6% | 35.8% | 26.3% | 0.0% | 20.0% | 24.2% |
| Not Concerned | 0.9% | 1.4% | 10.6% | 0.0% | 2.2% | 1.1% | 1.8% | 0.0% | 10.0% | 1.9% |
| Don't know / Refuse to answer | 5.2% | 1.4% | 8.5% | 2.9% | 0.4% | 0.0% | 0.0% | 0.0% | 0.0% | 1.8% |
| Total | 100.0% | 100.0% | 100.0% | 100.0% | 100.0% | 100.0% | 100.0% | 100.0% | 100.0% | 100.0% |

How do you evaluate the role of official institutions in relief and displacement matters, particularly the role of the Ministry of Social Affairs, during this war? (By Age)

| How do you evaluate the role of official institutions in relief and displacement matters, particularly the role of the Ministry of Social Affairs, during this war? | 21-29 | 30-39 | 40-49 | 50-59 | 60-69 | 70+ | Total |
|---|---------------|---------------|---------------|---------------|---------------|---------------|---------------|
| Met expectations to a great extent | 13.5% | 10.8% | 8.1% | 11.4% | 9.7% | 15.8% | 10.8% |
| To some extent | 29.5% | 24.8% | 24.2% | 25.2% | 19.4% | 21.1% | 24.9% |
| Has not met expectations sufficiently | 32.0% | 33.8% | 41.7% | 36.6% | 37.3% | 42.1% | 36.4% |
| Has not met expectations at all | 20.5% | 27.5% | 23.8% | 25.2% | 23.9% | 21.1% | 24.2% |
| Not Concerned | 1.5% | 1.8% | 1.8% | 1.0% | 4.5% | 0.0% | 1.9% |
| Don't know / Refuse to answer | 3.0% | 1.4% | 0.4% | 0.5% | 5.2% | 0.0% | 1.8% |
| Total | 100.0% | 100.0% | 100.0% | 100.0% | 100.0% | 100.0% | 100.0% |

Base: 2000

How do you evaluate the role of official institutions in relief and displacement matters, particularly the role of the Ministry of Social Affairs, during this war? (By Gender)

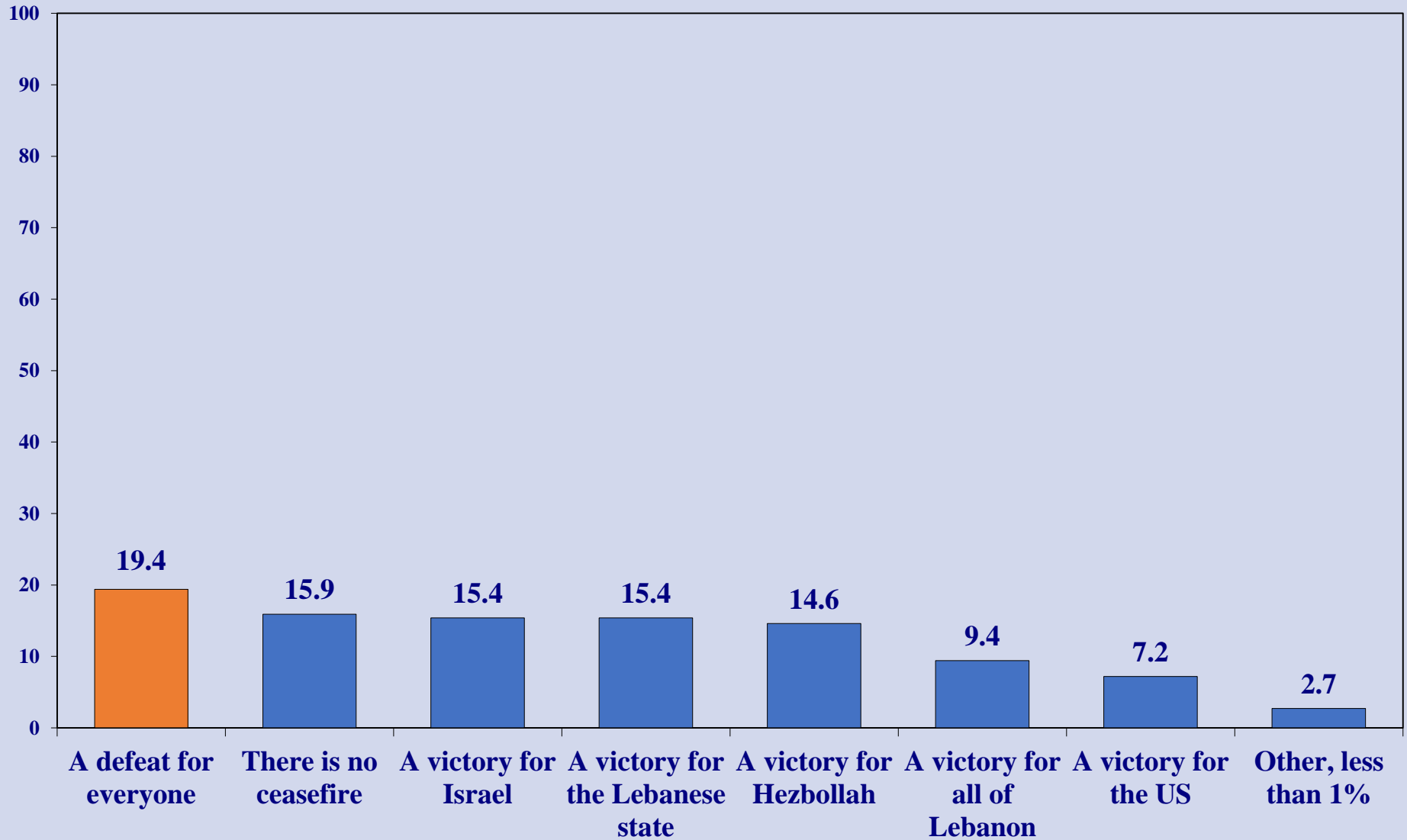
| How do you evaluate the role of official institutions in relief and displacement matters, particularly the role of the Ministry of Social Affairs, during this war? | Male | Female | Total |
|---|---------------|---------------|---------------|
| Met expectations to a great extent | 10.8% | 10.8% | 10.8% |
| To some extent | 22.8% | 27.0% | 24.9% |
| Has not met expectations sufficiently | 37.4% | 35.4% | 36.4% |
| Has not met expectations at all | 25.2% | 23.2% | 24.2% |
| Not Concerned | 2.0% | 1.8% | 1.9% |
| Don't know / Refuse to answer | 1.8% | 1.8% | 1.8% |
| Total | 100.0% | 100.0% | 100.0% |

How do you evaluate the role of official institutions in relief and displacement matters, particularly the role of the Ministry of Social Affairs, during this war? (By Governorate)

| How do you evaluate the role of official institutions in relief and displacement matters, particularly the role of the Ministry of Social Affairs, during this war? | Beirut | Mount Lebanon | Keserwan-Jbeil | North | South | Nabatieh | Bekaa | Baalbek-Hermel | Akkar | Total |
|---|---------------|---------------|----------------|---------------|---------------|---------------|---------------|----------------|---------------|---------------|
| Met expectations to a great extent | 10.6% | 6.6% | 3.4% | 10.3% | 2.6% | 2.6% | 46.4% | 16.9% | 16.0% | 10.8% |
| To some extent | 25.5% | 22.6% | 36.2% | 25.3% | 21.6% | 12.8% | 23.2% | 29.9% | 37.3% | 24.9% |
| Has not met expectations sufficiently | 34.0% | 40.4% | 39.7% | 36.3% | 41.4% | 50.0% | 23.2% | 23.4% | 25.3% | 36.4% |
| Has not met expectations at all | 22.3% | 23.3% | 13.8% | 24.7% | 34.5% | 34.6% | 7.2% | 29.9% | 20.0% | 24.2% |
| Not Concerned | 4.3% | 3.1% | 1.7% | 2.7% | 0.0% | 0.0% | 0.0% | 0.0% | 1.3% | 1.9% |
| Don't know / Refuse to answer | 3.2% | 3.8% | 5.2% | 0.7% | 0.0% | 0.0% | 0.0% | 0.0% | 0.0% | 1.8% |
| Total | 100.0% | 100.0% | 100.0% | 100.0% | 100.0% | 100.0% | 100.0% | 100.0% | 100.0% | 100.0% |

Base: 2000

How would you describe the ongoing ceasefire so far?



Base: 2000

How would you describe the ongoing ceasefire so far? (By Sect)

| How would you describe the ongoing ceasefire so far? | Maronite | Greek Orthodox | Greek Catholic | Armenian Orthodox / Catholic | Sunni | Shia | Druze | Alawite | Christian minorities | Total |
|--|---------------|----------------|----------------|------------------------------|---------------|---------------|---------------|---------------|----------------------|---------------|
| A defeat for everyone | 30.5% | 34.7% | 17.0% | 14.7% | 12.5% | 8.6% | 47.4% | 11.1% | 40.0% | 19.4% |
| There is no ceasefire | 26.8% | 11.1% | 10.6% | 20.6% | 4.7% | 23.7% | 5.3% | 0.0% | 0.0% | 15.9% |
| A victory for Israel | 11.3% | 16.7% | 6.4% | 5.9% | 22.9% | 14.3% | 10.5% | 33.3% | 0.0% | 15.4% |
| A victory for the Lebanese state | 13.6% | 12.5% | 36.2% | 47.1% | 23.3% | 2.2% | 12.3% | 11.1% | 40.0% | 15.4% |
| A victory for Hezbollah | 5.6% | 5.6% | 6.4% | 0.0% | 10.0% | 33.3% | 3.5% | 33.3% | 10.0% | 14.6% |
| A victory for all of Lebanon | 4.2% | 6.9% | 17.0% | 11.8% | 16.5% | 4.7% | 14.0% | 0.0% | 10.0% | 9.4% |
| A victory for the US | 5.6% | 8.3% | 4.3% | 0.0% | 7.9% | 9.0% | 7.0% | 11.1% | 0.0% | 7.2% |
| Other, less than 1% | 2.3% | 4.2% | 2.1% | 0.0% | 2.2% | 4.3% | 0.0% | 0.0% | 0.0% | 2.7% |
| Total | 100.0% | 100.0% | 100.0% | 100.0% | 100.0% | 100.0% | 100.0% | 100.0% | 100.0% | 100.0% |

How would you describe the ongoing ceasefire so far? (By Age)

| How would you describe the ongoing ceasefire so far? | 21-29 | 30-39 | 40-49 | 50-59 | 60-69 | 70+ | Total |
|--|---------------|---------------|---------------|---------------|---------------|---------------|---------------|
| A defeat for everyone | 12.5% | 15.8% | 21.5% | 26.7% | 19.4% | 31.6% | 19.4% |
| There is no ceasefire | 13.0% | 18.5% | 16.6% | 13.4% | 19.4% | 10.5% | 15.9% |
| A victory for Israel | 14.0% | 15.8% | 16.6% | 16.8% | 14.2% | 5.3% | 15.4% |
| A victory for the Lebanese state | 17.5% | 14.4% | 12.6% | 15.8% | 15.7% | 31.6% | 15.4% |
| A victory for Hezbollah | 20.0% | 14.0% | 15.2% | 13.4% | 10.4% | 0.0% | 14.6% |
| A victory for all of Lebanon | 10.0% | 9.0% | 10.3% | 7.4% | 9.7% | 15.8% | 9.4% |
| A victory for the US | 9.5% | 10.4% | 5.8% | 5.4% | 3.7% | 5.3% | 7.2% |
| Other, less than 1% | 3.5% | 2.3% | 1.3% | 1.0% | 7.5% | 0.0% | 2.7% |
| Total | 100.0% | 100.0% | 100.0% | 100.0% | 100.0% | 100.0% | 100.0% |

Base: 2000

How would you describe the ongoing ceasefire so far? (By Gender)

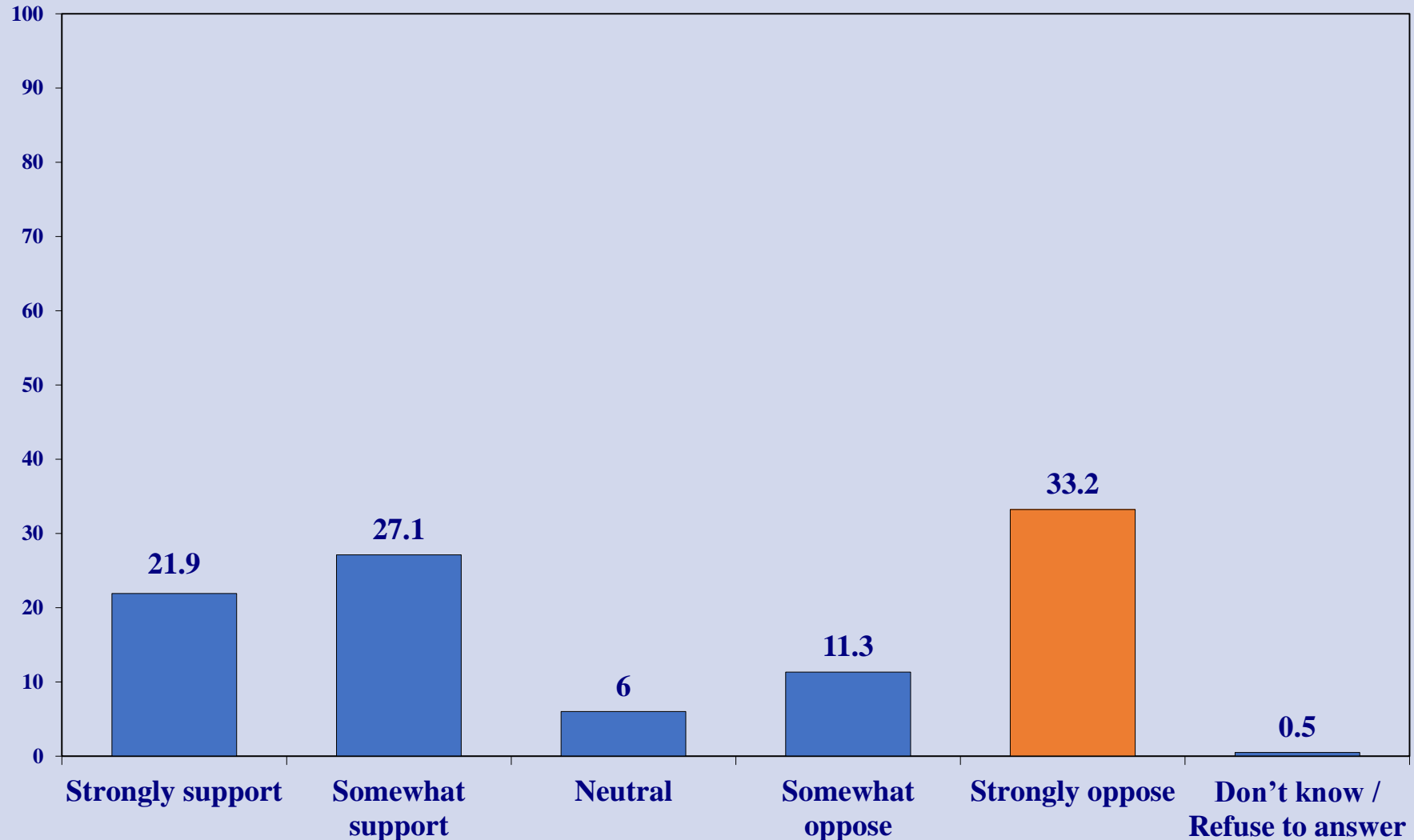
| How would you describe the ongoing ceasefire so far? | Male | Female | Total |
|--|---------------|---------------|---------------|
| A defeat for everyone | 18.4% | 20.4% | 19.4% |
| There is no ceasefire | 18.2% | 13.6% | 15.9% |
| A victory for Israel | 14.6% | 16.2% | 15.4% |
| A victory for the Lebanese state | 12.4% | 18.4% | 15.4% |
| A victory for Hezbollah | 16.8% | 12.4% | 14.6% |
| A victory for all of Lebanon | 8.8% | 10.0% | 9.4% |
| A victory for the US | 6.6% | 7.8% | 7.2% |
| Other, less than 1% | 4.2% | 1.2% | 2.7% |
| Total | 100.0% | 100.0% | 100.0% |

How would you describe the ongoing ceasefire so far? (By Governorate)

| How would you describe the ongoing ceasefire so far? | Beirut | Mount Lebanon | Keserwan-Jbeil | North | South | Nabatieh | Bekaa | Baalbek-Hermel | Akkar | Total |
|--|---------------|---------------|----------------|---------------|---------------|---------------|---------------|----------------|---------------|---------------|
| A defeat for everyone | 13.8% | 39.7% | 6.9% | 11.0% | 29.3% | 1.3% | 2.9% | 5.2% | 8.0% | 19.4% |
| There is no ceasefire | 9.6% | 10.5% | 55.2% | 8.2% | 22.4% | 61.5% | 1.4% | 1.3% | 0.0% | 15.9% |
| A victory for Israel | 33.0% | 9.8% | 0.0% | 29.5% | 5.2% | 11.5% | 17.4% | 15.6% | 17.3% | 15.4% |
| A victory for the Lebanese state | 3.2% | 11.8% | 17.2% | 17.1% | 2.6% | 0.0% | 56.5% | 23.4% | 29.3% | 15.4% |
| A victory for Hezbollah | 22.3% | 8.4% | 1.7% | 13.0% | 19.0% | 23.1% | 0.0% | 45.5% | 8.0% | 14.6% |
| A victory for all of Lebanon | 8.5% | 9.4% | 8.6% | 13.7% | 5.2% | 0.0% | 15.9% | 3.9% | 18.7% | 9.4% |
| A victory for the US | 9.6% | 5.6% | 3.4% | 6.8% | 15.5% | 1.3% | 5.8% | 5.2% | 10.7% | 7.2% |
| Other, less than 1% | 0.0% | 4.9% | 6.9% | 0.7% | 0.9% | 1.3% | 0.0% | 0.0% | 8.0% | 2.7% |
| Total | 100.0% | 100.0% | 100.0% | 100.0% | 100.0% | 100.0% | 100.0% | 100.0% | 100.0% | 100.0% |

Base: 2000

What is your position on the direct peace negotiations between Lebanon and Israel?



Base: 2000

What is your position on the direct peace negotiations between Lebanon and Israel? (By Sect)

| What is your position on the direct peace negotiations between Lebanon and Israel? | Maronite | Greek Orthodox | Greek Catholic | Armenian Orthodox / Catholic | Sunni | Shia | Druze | Alawite | Christian minorities | Total |
|--|-------------|----------------|----------------|------------------------------|-------------|-------------|-------------|-------------|----------------------|-------------|
| Strongly support | 36.2% | 37.5% | 29.8% | 5.9% | 22.9% | 0.0% | 50.9% | 33.3% | 30.0% | 21.9% |
| Somewhat support | 41.8% | 36.1% | 29.8% | 76.5% | 31.5% | 4.3% | 21.1% | 11.1% | 30.0% | 27.1% |
| Neutral | 6.6% | 9.7% | 10.6% | 8.8% | 7.5% | 2.9% | 0.0% | 0.0% | 20.0% | 6.0% |
| Somewhat oppose | 8.0% | 6.9% | 6.4% | 8.8% | 12.2% | 14.0% | 14.0% | 33.3% | 10.0% | 11.3% |
| Strongly oppose | 7.5% | 8.3% | 14.9% | 0.0% | 25.8% | 78.9% | 14.0% | 22.2% | 10.0% | 33.2% |
| Don't know / Refuse to answer | 0.0% | 1.4% | 8.5% | 0.0% | 0.0% | 0.0% | 0.0% | 0.0% | 0.0% | 0.5% |
| Total | 100% | 100% | 100% | 100% | 100% | 100% | 100% | 100% | 100% | 100% |

What is your position on the direct peace negotiations between Lebanon and Israel? (By Age)

| What is your position on the direct peace negotiations between Lebanon and Israel? | 21-29 | 30-39 | 40-49 | 50-59 | 60-69 | 70+ | Total |
|--|---------------|---------------|---------------|---------------|---------------|---------------|---------------|
| Strongly support | 14.0% | 13.5% | 24.2% | 28.2% | 29.1% | 57.9% | 21.9% |
| Somewhat support | 21.0% | 26.6% | 28.3% | 31.2% | 29.9% | 21.1% | 27.1% |
| Neutral | 7.0% | 6.3% | 4.0% | 5.4% | 9.0% | 0.0% | 6.0% |
| Somewhat oppose | 15.5% | 11.3% | 13.9% | 7.4% | 7.5% | 5.3% | 11.3% |
| Strongly oppose | 42.5% | 41.0% | 29.1% | 27.7% | 23.9% | 15.8% | 33.2% |
| Don't know / Refuse to answer | 0.0% | 1.4% | 0.4% | 0.0% | 0.7% | 0.0% | 0.5% |
| Total | 100.0% | 100.0% | 100.0% | 100.0% | 100.0% | 100.0% | 100.0% |

Base: 2000

What is your position on the direct peace negotiations between Lebanon and Israel? (By Gender)

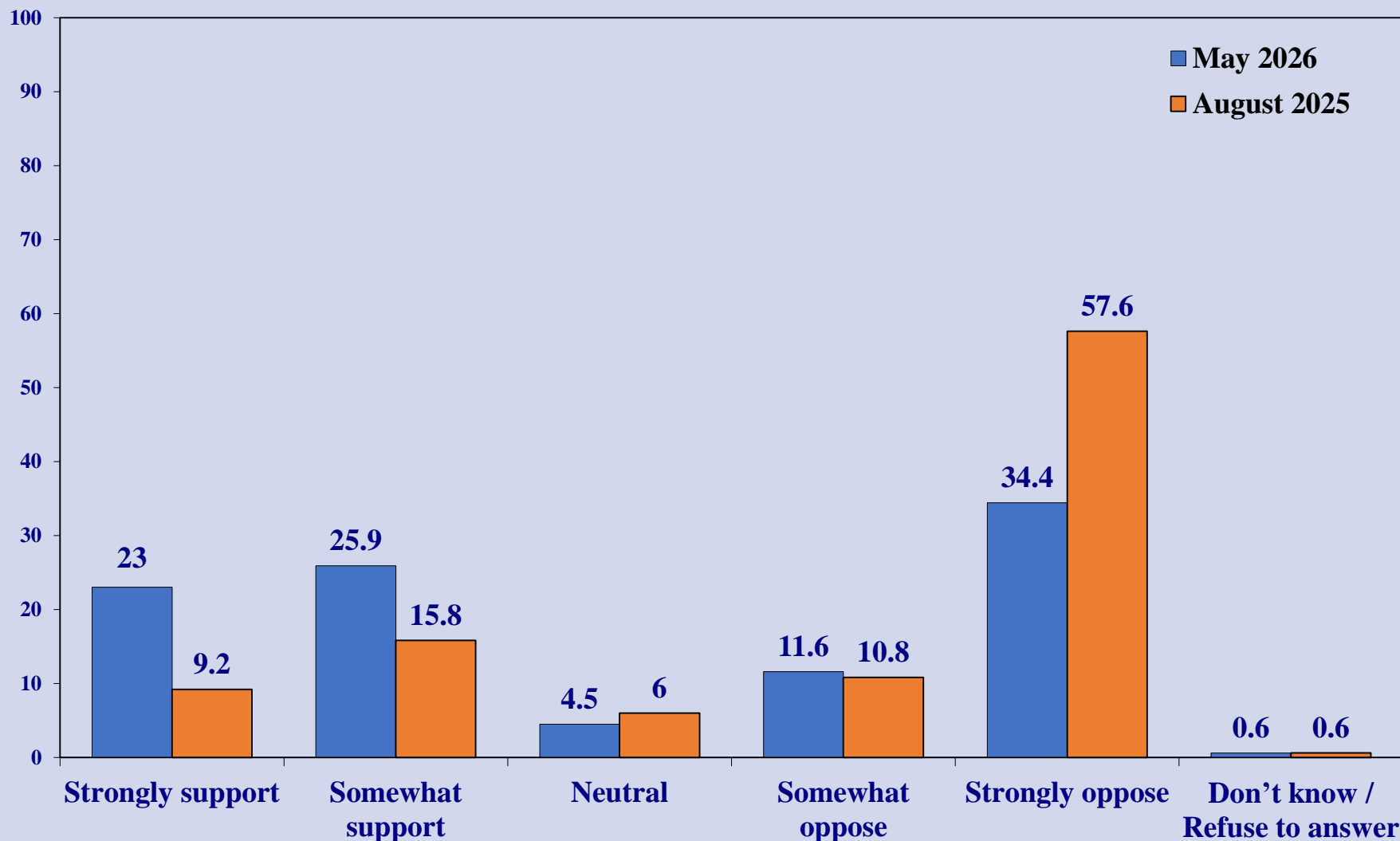
| What is your position on the direct peace negotiations between Lebanon and Israel? | Male | Female | Total |
|--|---------------|---------------|---------------|
| Strongly support | 22.6% | 21.2% | 21.9% |
| Somewhat support | 24.4% | 29.8% | 27.1% |
| Neutral | 5.0% | 7.0% | 6.0% |
| Somewhat oppose | 11.0% | 11.6% | 11.3% |
| Strongly oppose | 36.8% | 29.6% | 33.2% |
| Don't know / Refuse to answer | 0.2% | 0.8% | 0.5% |
| Total | 100.0% | 100.0% | 100.0% |

What is your position on the direct peace negotiations between Lebanon and Israel? (By Governorate)

| What is your position on the direct peace negotiations between Lebanon and Israel? | Beirut | Mount Lebanon | Keserwan-Jbeil | North | South | Nabatieh | Bekaa | Baalbek-Hermel | Akkar | Total |
|--|---------------|---------------|----------------|---------------|---------------|---------------|---------------|----------------|---------------|---------------|
| Strongly support | 25.5% | 28.9% | 22.4% | 43.8% | 2.6% | 2.6% | 15.9% | 5.2% | 20.0% | 21.9% |
| Somewhat support | 20.2% | 34.5% | 36.2% | 17.1% | 13.8% | 12.8% | 36.2% | 19.5% | 54.7% | 27.1% |
| Neutral | 4.3% | 7.7% | 6.9% | 5.5% | 6.9% | 1.3% | 13.0% | 2.6% | 2.7% | 6.0% |
| Somewhat oppose | 6.4% | 5.6% | 17.2% | 12.3% | 14.7% | 23.1% | 17.4% | 7.8% | 13.3% | 11.3% |
| Strongly oppose | 43.6% | 21.6% | 17.2% | 21.2% | 62.1% | 60.3% | 17.4% | 64.9% | 9.3% | 33.2% |
| Don't know / Refuse to answer | 0.0% | 1.7% | 0.0% | 0.0% | 0.0% | 0.0% | 0.0% | 0.0% | 0.0% | 0.5% |
| Total | 100.0% | 100.0% | 100.0% | 100.0% | 100.0% | 100.0% | 100.0% | 100.0% | 100.0% | 100.0% |

Base: 2000

How would you react if the President of the Republic and the government signed a peace agreement with Israel?



Base: 2000

How would you react if the President of the Republic and the government signed a peace agreement with Israel? (By Sect)

| How would you react if the President of the Republic and the government signed a peace agreement with Israel? | Maronite | Greek Orthodox | Greek Catholic | Armenian Orthodox / Catholic | Sunni | Shia | Druze | Alawite | Christian minorities | Total |
|---|---------------|----------------|----------------|------------------------------|---------------|---------------|---------------|---------------|----------------------|---------------|
| Strongly support | 33.8% | 38.9% | 36.2% | 11.8% | 24.0% | 0.0% | 59.6% | 33.3% | 50.0% | 23.0% |
| Somewhat support | 42.7% | 33.3% | 27.7% | 67.6% | 27.6% | 5.0% | 24.6% | 11.1% | 20.0% | 25.9% |
| Neutral | 4.2% | 6.9% | 12.8% | 8.8% | 4.3% | 2.9% | 0.0% | 0.0% | 20.0% | 4.5% |
| Somewhat oppose | 9.9% | 8.3% | 0.0% | 2.9% | 14.7% | 15.8% | 1.8% | 22.2% | 0.0% | 11.6% |
| Strongly oppose | 8.5% | 12.5% | 14.9% | 8.8% | 29.4% | 76.3% | 14.0% | 33.3% | 10.0% | 34.4% |
| Don't know / Refuse to answer | 0.9% | 0.0% | 8.5% | 0.0% | 0.0% | 0.0% | 0.0% | 0.0% | 0.0% | 0.6% |
| Total | 100.0% | 100.0% | 100.0% | 100.0% | 100.0% | 100.0% | 100.0% | 100.0% | 100.0% | 100.0% |

How would you react if the President of the Republic and the government signed a peace agreement with Israel? (By Age)

| How would you react if the President of the Republic and the government signed a peace agreement with Israel? | 21-29 | 30-39 | 40-49 | 50-59 | 60-69 | 70+ | Total |
|---|---------------|---------------|---------------|---------------|---------------|---------------|---------------|
| Strongly support | 16.0% | 17.6% | 24.2% | 29.2% | 27.6% | 47.4% | 23.0% |
| Somewhat support | 21.5% | 26.6% | 26.0% | 26.7% | 30.6% | 21.1% | 25.9% |
| Neutral | 4.0% | 4.1% | 4.9% | 5.9% | 3.7% | 0.0% | 4.5% |
| Somewhat oppose | 16.0% | 9.9% | 13.5% | 8.9% | 8.2% | 15.8% | 11.6% |
| Strongly oppose | 42.0% | 40.1% | 31.4% | 29.2% | 29.1% | 15.8% | 34.4% |
| Don't know / Refuse to answer | 0.5% | 1.8% | 0.0% | 0.0% | 0.7% | 0.0% | 0.6% |
| Total | 100.0% | 100.0% | 100.0% | 100.0% | 100.0% | 100.0% | 100.0% |

Base: 2000

How would you react if the President of the Republic and the government signed a peace agreement with Israel? (By Gender)

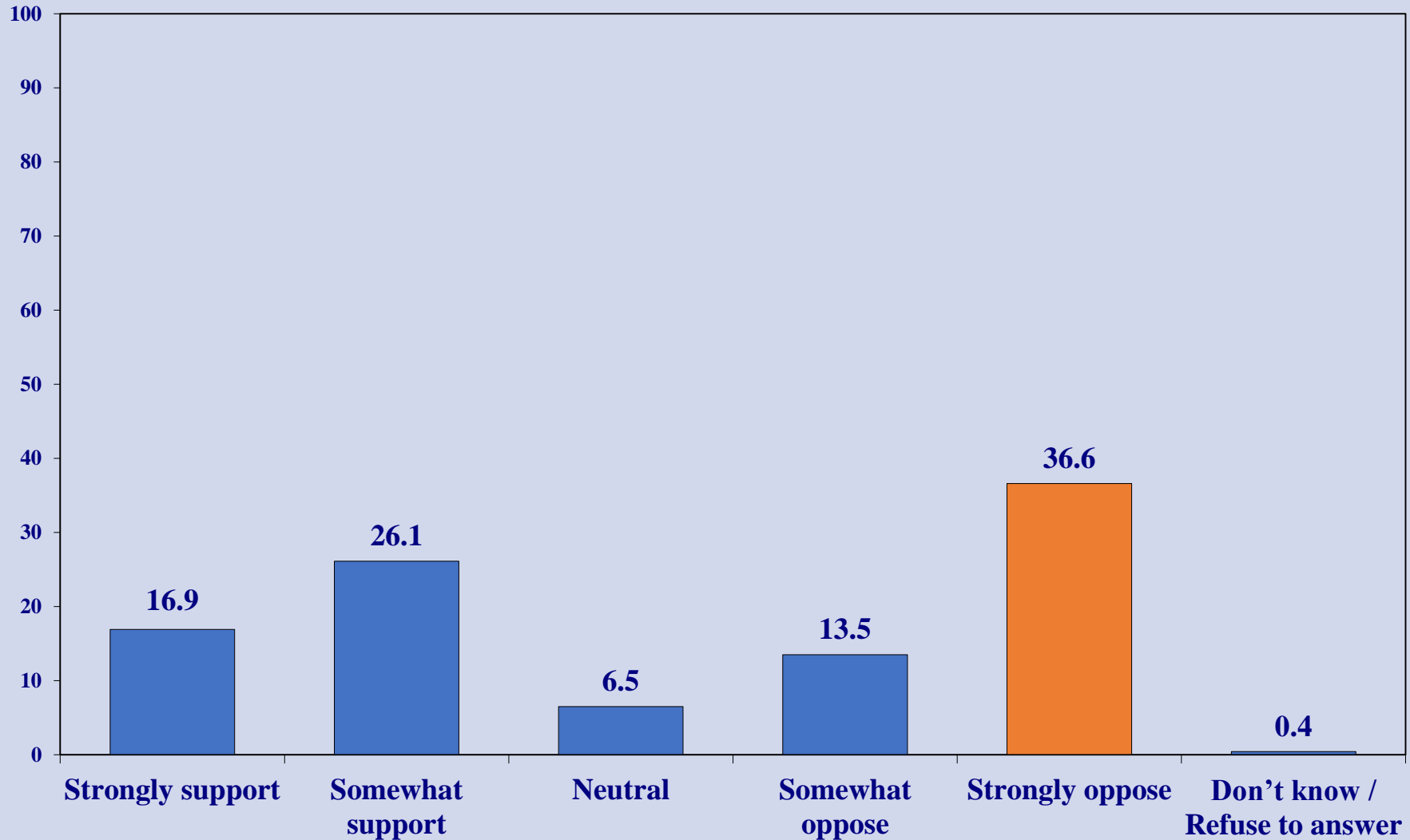
| How would you react if the President of the Republic and the government signed a peace agreement with Israel? | Male | Female | Total |
|---|---------------|---------------|---------------|
| Strongly support | 23.0% | 23.0% | 23.0% |
| Somewhat support | 23.6% | 28.2% | 25.9% |
| Neutral | 3.2% | 5.8% | 4.5% |
| Somewhat oppose | 12.2% | 11.0% | 11.6% |
| Strongly oppose | 37.6% | 31.2% | 34.4% |
| Don't know / Refuse to answer | 0.4% | 0.8% | 0.6% |
| Total | 100.0% | 100.0% | 100.0% |

How would you react if the President of the Republic and the government signed a peace agreement with Israel? (By Governorate)

| How would you react if the President of the Republic and the government signed a peace agreement with Israel? | Beirut | Mount Lebanon | Keserwan-Jbeil | North | South | Nabatieh | Bekaa | Baalbek-Hermel | Akkar | Total |
|---|---------------|---------------|----------------|---------------|---------------|---------------|---------------|----------------|---------------|---------------|
| Strongly support | 27.7% | 28.2% | 22.4% | 45.2% | 1.7% | 3.8% | 24.6% | 6.5% | 22.7% | 23.0% |
| Somewhat support | 13.8% | 35.9% | 34.5% | 17.1% | 14.7% | 14.1% | 40.6% | 15.6% | 40.0% | 25.9% |
| Neutral | 3.2% | 6.6% | 6.9% | 1.4% | 6.9% | 1.3% | 5.8% | 2.6% | 2.7% | 4.5% |
| Somewhat oppose | 6.4% | 5.9% | 13.8% | 11.6% | 13.8% | 24.4% | 15.9% | 7.8% | 21.3% | 11.6% |
| Strongly oppose | 48.9% | 22.0% | 20.7% | 24.0% | 62.9% | 56.4% | 13.0% | 67.5% | 13.3% | 34.4% |
| Don't know / Refuse to answer | 0.0% | 1.4% | 1.7% | 0.7% | 0.0% | 0.0% | 0.0% | 0.0% | 0.0% | 0.6% |
| Total | 100.0% | 100.0% | 100.0% | 100.0% | 100.0% | 100.0% | 100.0% | 100.0% | 100.0% | 100.0% |

Base: 2000

To what extent do you support President Joseph Aoun traveling to the United States to meet Netanyahu?



Base: 2000

To what extent do you support President Joseph Aoun traveling to the United States to meet Netanyahu? (By Sect)

| To what extent do you support President Joseph Aoun traveling to the United States to meet Netanyahu? | Maronite | Greek Orthodox | Greek Catholic | Armenian Orthodox / Catholic | Sunni | Shia | Druze | Alawite | Christian minorities | Total |
|---|---------------|----------------|----------------|------------------------------|---------------|---------------|---------------|---------------|----------------------|---------------|
| Strongly support | 27.2% | 30.6% | 25.5% | 2.9% | 14.3% | 0.0% | 50.9% | 33.3% | 40.0% | 16.9% |
| Somewhat support | 44.6% | 36.1% | 31.9% | 70.6% | 25.1% | 3.2% | 31.6% | 11.1% | 30.0% | 26.1% |
| Neutral | 5.6% | 11.1% | 17.0% | 8.8% | 7.5% | 3.6% | 1.8% | 0.0% | 20.0% | 6.5% |
| Somewhat oppose | 12.7% | 12.5% | 6.4% | 17.6% | 17.9% | 13.3% | 1.8% | 22.2% | 0.0% | 13.5% |
| Strongly oppose | 9.4% | 9.7% | 14.9% | 0.0% | 34.8% | 79.9% | 14.0% | 33.3% | 10.0% | 36.6% |
| Don't know / Refuse to answer | 0.5% | 0.0% | 4.3% | 0.0% | 0.4% | 0.0% | 0.0% | 0.0% | 0.0% | 0.4% |
| Total | 100.0% | 100.0% | 100.0% | 100.0% | 100.0% | 100.0% | 100.0% | 100.0% | 100.0% | 100.0% |

To what extent do you support President Joseph Aoun traveling to the United States to meet Netanyahu? (By Age)

| To what extent do you support President Joseph Aoun traveling to the United States to meet Netanyahu? | 21-29 | 30-39 | 40-49 | 50-59 | 60-69 | 70+ | Total |
|---|---------------|---------------|---------------|---------------|---------------|---------------|---------------|
| Strongly support | 12.0% | 13.5% | 17.5% | 18.3% | 23.9% | 36.8% | 16.9% |
| Somewhat support | 17.0% | 22.5% | 28.3% | 34.2% | 29.1% | 31.6% | 26.1% |
| Neutral | 7.0% | 7.7% | 6.3% | 5.4% | 6.0% | 5.3% | 6.5% |
| Somewhat oppose | 21.0% | 12.2% | 14.3% | 8.9% | 10.4% | 10.5% | 13.5% |
| Strongly oppose | 42.5% | 43.7% | 33.2% | 32.7% | 30.6% | 15.8% | 36.6% |
| Don't know / Refuse to answer | 0.5% | 0.5% | 0.4% | 0.5% | 0.0% | 0.0% | 0.4% |
| Total | 100.0% | 100.0% | 100.0% | 100.0% | 100.0% | 100.0% | 100.0% |

Base: 2000

To what extent do you support President Joseph Aoun traveling to the United States to meet Netanyahu? (By Gender)

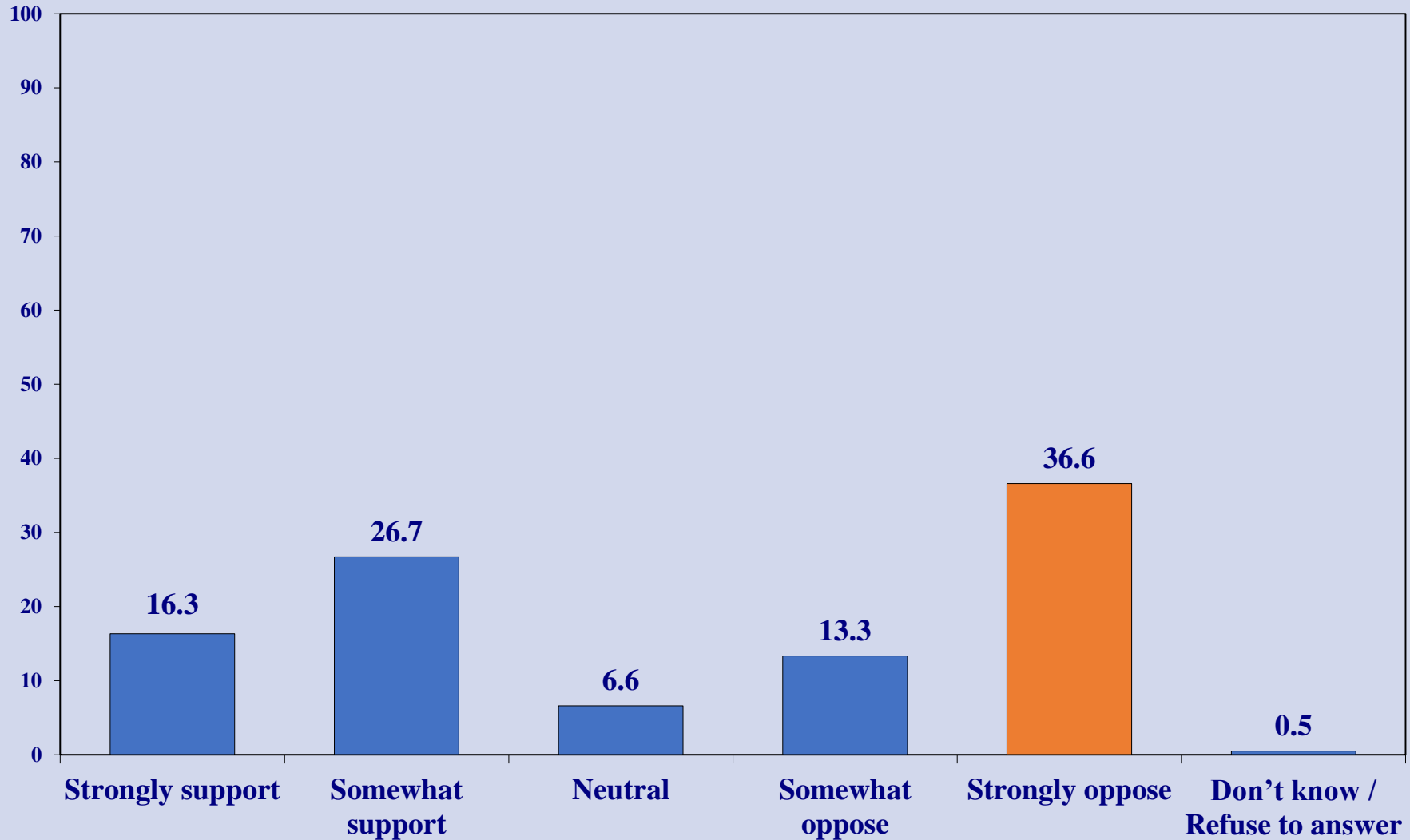
| To what extent do you support President Joseph Aoun traveling to the United States to meet Netanyahu? | Male | Female | Total |
|---|---------------|---------------|---------------|
| Strongly support | 17.2% | 16.6% | 16.9% |
| Somewhat support | 24.6% | 27.6% | 26.1% |
| Neutral | 4.8% | 8.2% | 6.5% |
| Somewhat oppose | 12.6% | 14.4% | 13.5% |
| Strongly oppose | 40.6% | 32.6% | 36.6% |
| Don't know / Refuse to answer | 0.2% | 0.6% | 0.4% |
| Total | 100.0% | 100.0% | 100.0% |

To what extent do you support President Joseph Aoun traveling to the United States to meet Netanyahu? (By Governorate)

| To what extent do you support President Joseph Aoun traveling to the United States to meet Netanyahu? | Beirut | Mount Lebanon | Keserwan-Jbeil | North | South | Nabatieh | Bekaa | Baalbek-Hermel | Akkar | Total |
|---|---------------|---------------|----------------|---------------|---------------|---------------|---------------|----------------|---------------|---------------|
| Strongly support | 18.1% | 22.6% | 20.7% | 41.1% | 0.9% | 2.6% | 10.1% | 3.9% | 2.7% | |
| Somewhat support | 16.0% | 38.0% | 36.2% | 21.2% | 11.2% | 14.1% | 33.3% | 13.0% | 37.3% | 26.1% |
| Neutral | 4.3% | 8.7% | 5.2% | 0.0% | 7.8% | 0.0% | 20.3% | 5.2% | 8.0% | 6.5% |
| Somewhat oppose | 13.8% | 6.6% | 13.8% | 11.0% | 15.5% | 25.6% | 10.1% | 11.7% | 33.3% | 13.5% |
| Strongly oppose | 47.9% | 23.3% | 22.4% | 26.0% | 64.7% | 57.7% | 26.1% | 66.2% | 18.7% | 36.6% |
| Don't know / Refuse to answer | 0.0% | 0.7% | 1.7% | 0.7% | 0.0% | 0.0% | 0.0% | 0.0% | 0.0% | 0.4% |
| Total | 100.0% | 100.0% | 100.0% | 100.0% | 100.0% | 100.0% | 100.0% | 100.0% | 100.0% | 100.0% |

Base: 2000

What is your view if there were contact between the Lebanese Prime Minister and Netanyahu?



Base: 2000

What is your view if there were contact between the Lebanese Prime Minister and Netanyahu? (By Sect)

| What is your view if there were contact between the Lebanese Prime Minister and Netanyahu? | Maronite | Greek Orthodox | Greek Catholic | Armenian Orthodox / Catholic | Sunni | Shia | Druze | Alawite | Christian minorities | Total |
|--|---------------|----------------|----------------|------------------------------|---------------|---------------|---------------|---------------|----------------------|---------------|
| Strongly support | 26.3% | 26.4% | 25.5% | 5.9% | 14.0% | 0.0% | 50.9% | 33.3% | 30.0% | 16.3% |
| Somewhat support | 46.0% | 43.1% | 27.7% | 67.6% | 25.1% | 3.6% | 29.8% | 11.1% | 40.0% | 26.7% |
| Neutral | 6.6% | 9.7% | 23.4% | 5.9% | 6.5% | 3.6% | 3.5% | 0.0% | 20.0% | 6.6% |
| Somewhat oppose | 10.8% | 11.1% | 8.5% | 17.6% | 18.6% | 13.6% | 1.8% | 11.1% | 0.0% | 13.3% |
| Strongly oppose | 9.9% | 8.3% | 12.8% | 0.0% | 35.8% | 78.9% | 14.0% | 44.4% | 10.0% | 36.6% |
| Don't know / Refuse to answer | 0.5% | 1.4% | 2.1% | 2.9% | 0.0% | 0.4% | 0.0% | 0.0% | 0.0% | 0.5% |
| Total | 100.0% | 100.0% | 100.0% | 100.0% | 100.0% | 100.0% | 100.0% | 100.0% | 100.0% | 100.0% |

What is your view if there were contact between the Lebanese Prime Minister and Netanyahu? (By Age)

| What is your view if there were contact between the Lebanese Prime Minister and Netanyahu? | 21-29 | 30-39 | 40-49 | 50-59 | 60-69 | 70+ | Total |
|--|---------------|---------------|---------------|---------------|---------------|---------------|---------------|
| Strongly support | 12.5% | 14.4% | 15.7% | 15.8% | 24.6% | 31.6% | 16.3% |
| Somewhat support | 16.5% | 23.9% | 30.5% | 34.2% | 27.6% | 36.8% | 26.7% |
| Neutral | 8.0% | 6.8% | 6.7% | 6.9% | 4.5% | 0.0% | 6.6% |
| Somewhat oppose | 19.5% | 10.8% | 12.6% | 11.4% | 12.7% | 10.5% | 13.3% |
| Strongly oppose | 43.0% | 43.7% | 34.1% | 31.2% | 29.9% | 21.1% | 36.6% |
| Don't know / Refuse to answer | 0.5% | 0.5% | 0.4% | 0.5% | 0.7% | 0.0% | 0.5% |
| Total | 100.0% | 100.0% | 100.0% | 100.0% | 100.0% | 100.0% | 100.0% |

Base: 2000

What is your view if there were contact between the Lebanese Prime Minister and Netanyahu? (By Gender)

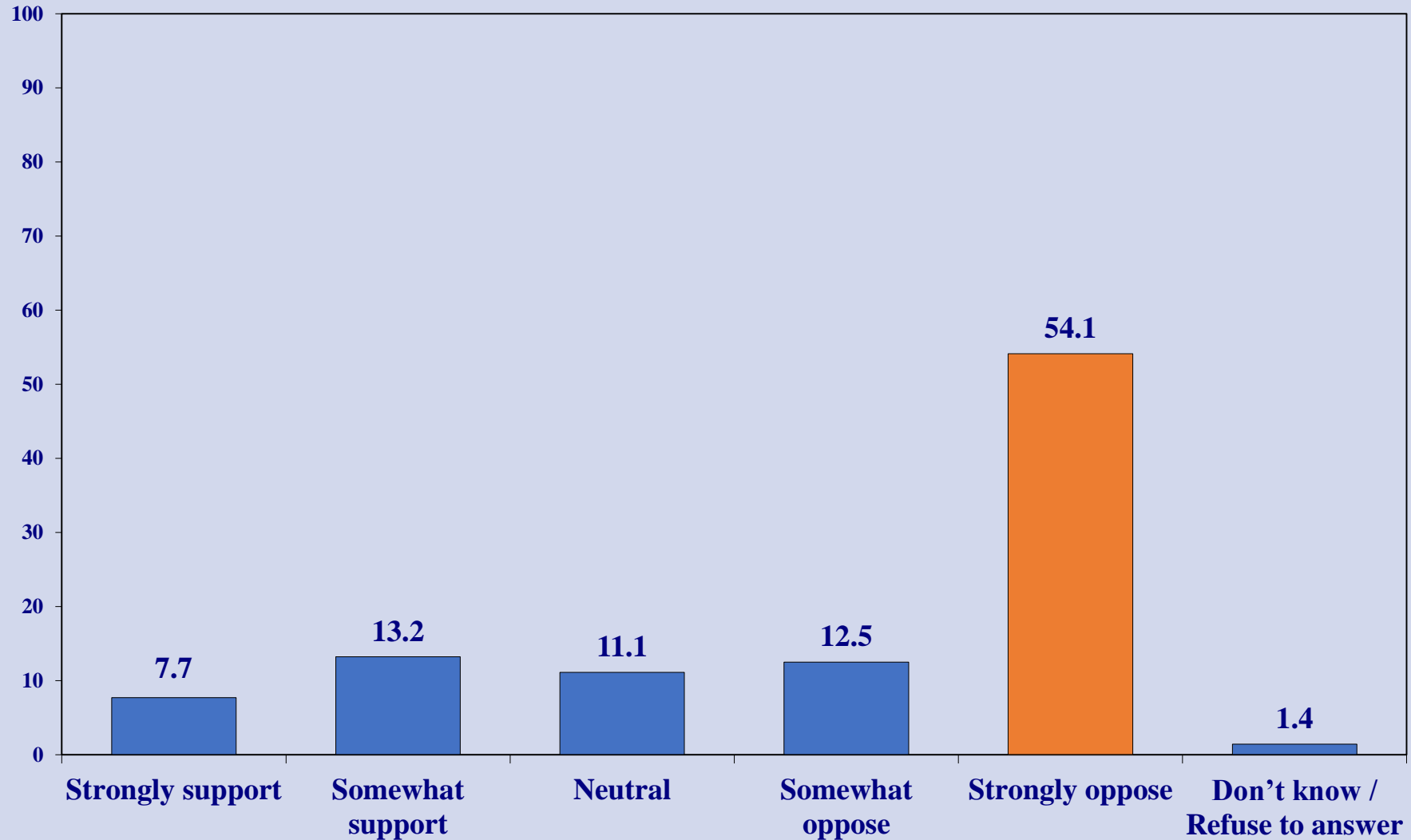
| What is your view if there were contact between the Lebanese Prime Minister and Netanyahu? | Male | Female | Total |
|--|---------------|---------------|---------------|
| Strongly support | 17.4% | 15.2% | 16.3% |
| Somewhat support | 23.4% | 30.0% | 26.7% |
| Neutral | 5.2% | 8.0% | 6.6% |
| Somewhat oppose | 13.0% | 13.6% | 13.3% |
| Strongly oppose | 40.6% | 32.6% | 36.6% |
| Don't know / Refuse to answer | 0.4% | 0.6% | 0.5% |
| Total | 100.0% | 100.0% | 100.0% |

What is your view if there were contact between the Lebanese Prime Minister and Netanyahu? (By Governorate)

| What is your view if there were contact between the Lebanese Prime Minister and Netanyahu? | Beirut | Mount Lebanon | Keserwan-Jbeil | North | South | Nabatieh | Bekaa | Baalbek-Hermel | Akkar | Total |
|--|---------------|---------------|----------------|---------------|---------------|---------------|---------------|----------------|---------------|---------------|
| Strongly support | 17.0% | 22.0% | 17.2% | 41.1% | 0.9% | 1.3% | 11.6% | 2.6% | 2.7% | 16.3% |
| Somewhat support | 14.9% | 39.7% | 36.2% | 19.2% | 12.1% | 17.9% | 34.8% | 15.6% | 34.7% | 26.7% |
| Neutral | 5.3% | 8.7% | 8.6% | 0.0% | 6.9% | 0.0% | 20.3% | 5.2% | 6.7% | 6.6% |
| Somewhat oppose | 14.9% | 5.6% | 19.0% | 12.3% | 16.4% | 23.1% | 8.7% | 10.4% | 30.7% | 13.3% |
| Strongly oppose | 46.8% | 23.0% | 17.2% | 27.4% | 63.8% | 57.7% | 24.6% | 66.2% | 25.3% | 36.6% |
| Don't know / Refuse to answer | 1.1% | 1.0% | 1.7% | 0.0% | 0.0% | 0.0% | 0.0% | 0.0% | 0.0% | 0.5% |
| Total | 100.0% | 100.0% | 100.0% | 100.0% | 100.0% | 100.0% | 100.0% | 100.0% | 100.0% | 100.0% |

Base: 2000

What is your stance on opening an Israeli embassy in Beirut?



Base: 2000

What is your stance on opening an Israeli embassy in Beirut? (By Sect)

| What is your stance on opening an Israeli embassy in Beirut? | Maronite | Greek Orthodox | Greek Catholic | Armenian Orthodox / Catholic | Sunni | Shia | Druze | Alawite | Christian minorities | Total |
|--|---------------|----------------|----------------|------------------------------|---------------|---------------|---------------|---------------|----------------------|---------------|
| Strongly support | 16.0% | 12.5% | 12.8% | 0.0% | 2.5% | 0.0% | 33.3% | 0.0% | 20.0% | 7.7% |
| Somewhat support | 26.3% | 19.4% | 12.8% | 26.5% | 6.8% | 1.1% | 36.8% | 0.0% | 40.0% | 13.2% |
| Neutral | 22.1% | 19.4% | 27.7% | 41.2% | 3.9% | 2.9% | 1.8% | 0.0% | 30.0% | 11.1% |
| Somewhat oppose | 9.4% | 18.1% | 17.0% | 17.6% | 14.7% | 11.1% | 10.5% | 0.0% | 0.0% | 12.5% |
| Strongly oppose | 22.5% | 30.6% | 23.4% | 8.8% | 71.7% | 84.9% | 17.5% | 100.0% | 10.0% | 54.1% |
| Don't know / Refuse to answer | 3.8% | 0.0% | 6.4% | 5.9% | 0.4% | 0.0% | 0.0% | 0.0% | 0.0% | 1.4% |
| Total | 100.0% | 100.0% | 100.0% | 100.0% | 100.0% | 100.0% | 100.0% | 100.0% | 100.0% | 100.0% |

What is your stance on opening an Israeli embassy in Beirut? (By Age)

| What is your stance on opening an Israeli embassy in Beirut? | 21-29 | 30-39 | 40-49 | 50-59 | 60-69 | 70+ | Total |
|--|---------------|---------------|---------------|---------------|---------------|---------------|---------------|
| Strongly support | 4.5% | 3.6% | 5.8% | 12.9% | 11.2% | 31.6% | 7.7% |
| Somewhat support | 5.0% | 10.8% | 16.1% | 16.3% | 18.7% | 21.1% | 13.2% |
| Neutral | 8.0% | 9.9% | 9.9% | 17.3% | 11.2% | 5.3% | 11.1% |
| Somewhat oppose | 13.0% | 13.1% | 13.0% | 10.9% | 14.2% | 0.0% | 12.5% |
| Strongly oppose | 68.5% | 60.8% | 52.9% | 41.6% | 44.0% | 42.1% | 54.1% |
| Don't know / Refuse to answer | 1.0% | 1.8% | 2.2% | 1.0% | 0.7% | 0.0% | 1.4% |
| Total | 100.0% | 100.0% | 100.0% | 100.0% | 100.0% | 100.0% | 100.0% |

Base: 2000

What is your stance on opening an Israeli embassy in Beirut? (By Gender)

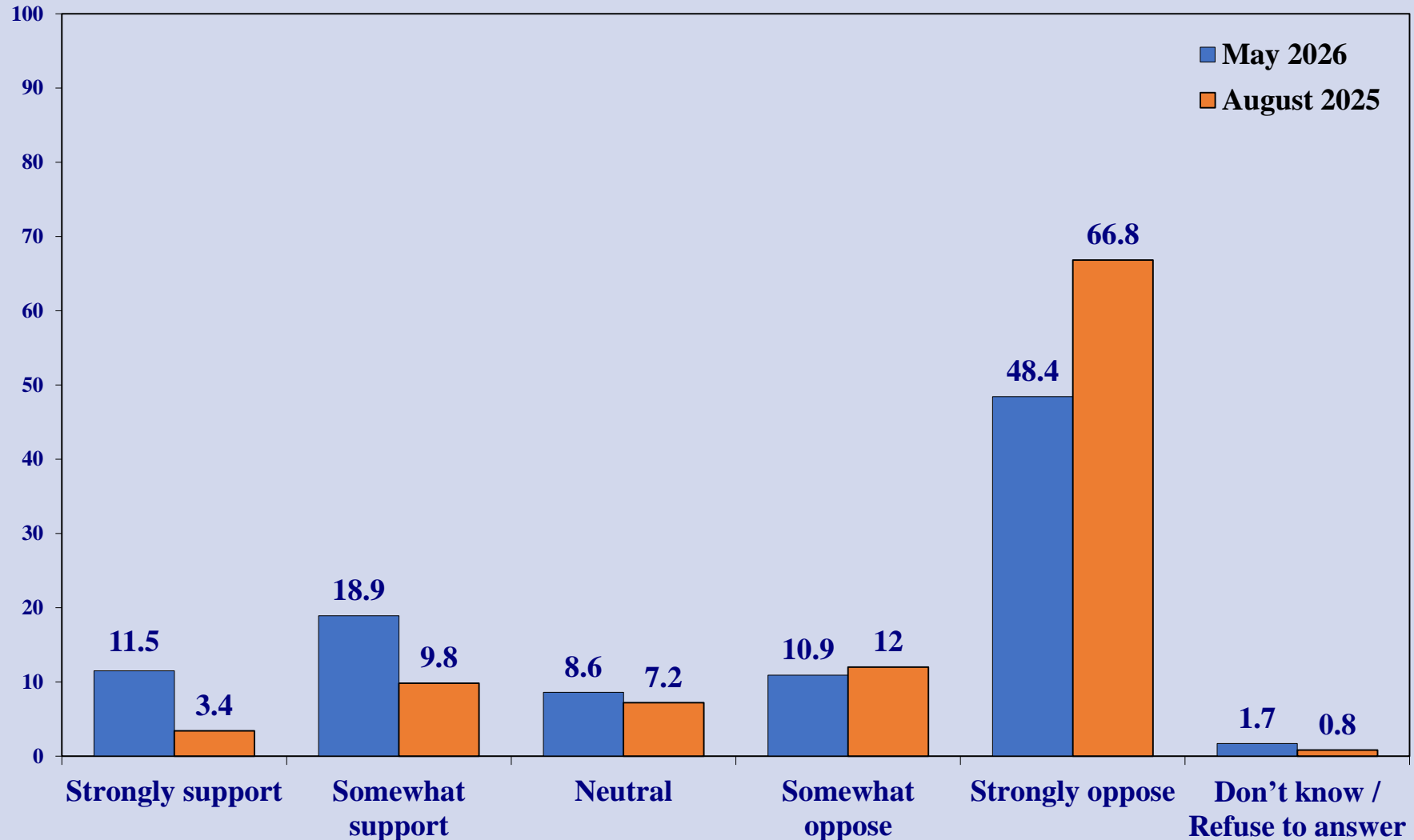
| What is your stance on opening an Israeli embassy in Beirut? | Male | Female | Total |
|--|---------------|---------------|---------------|
| Strongly support | 8.0% | 7.4% | 7.7% |
| Somewhat support | 12.2% | 14.2% | 13.2% |
| Neutral | 8.6% | 13.6% | 11.1% |
| Somewhat oppose | 13.6% | 11.4% | 12.5% |
| Strongly oppose | 56.8% | 51.4% | 54.1% |
| Don't know / Refuse to answer | 0.8% | 2.0% | 1.4% |
| Total | 100.0% | 100.0% | 100.0% |

What is your stance on opening an Israeli embassy in Beirut? (By Governorate)

| What is your stance on opening an Israeli embassy in Beirut? | Beirut | Mount Lebanon | Keserwan-Jbeil | North | South | Nabatieh | Bekaa | Baalbek-Hermel | Akkar | Total |
|--|---------------|---------------|----------------|---------------|---------------|---------------|---------------|----------------|---------------|---------------|
| Strongly support | 6.4% | 18.5% | 5.2% | 8.9% | 0.0% | 1.3% | 1.4% | 0.0% | 0.0% | 7.7% |
| Somewhat support | 9.6% | 25.8% | 22.4% | 8.2% | 6.9% | 12.8% | 2.9% | 0.0% | 5.3% | 13.2% |
| Neutral | 5.3% | 19.5% | 20.7% | 2.1% | 7.8% | 1.3% | 23.2% | 9.1% | 2.7% | 11.1% |
| Somewhat oppose | 7.4% | 5.9% | 17.2% | 11.0% | 14.7% | 16.7% | 39.1% | 9.1% | 14.7% | 12.5% |
| Strongly oppose | 70.2% | 27.2% | 29.3% | 69.2% | 70.7% | 67.9% | 33.3% | 81.8% | 77.3% | 54.1% |
| Don't know / Refuse to answer | 1.1% | 3.1% | 5.2% | 0.7% | 0.0% | 0.0% | 0.0% | 0.0% | 0.0% | 1.4% |
| Total | 100.0% | 100.0% | 100.0% | 100.0% | 100.0% | 100.0% | 100.0% | 100.0% | 100.0% | 100.0% |

Base: 2000

What is your position on normalization in Lebanon with Israel, i.e., establishing economic, commercial, and cultural relations with Israel?



Base: 2000

What is your position on normalization in Lebanon with Israel, i.e., establishing economic, commercial, and cultural relations with Israel? (By Sect)

| What is your position on normalization in Lebanon with Israel, i.e., establishing economic, commercial, and cultural relations with Israel? | Maronite | Greek Orthodox | Greek Catholic | Armenian Orthodox / Catholic | Sunni | Shia | Druze | Alawite | Christian minorities | Total |
|---|---------------|----------------|----------------|------------------------------|---------------|---------------|---------------|---------------|----------------------|---------------|
| Strongly support | 21.6% | 15.3% | 27.7% | 2.9% | 2.9% | 0.0% | 54.4% | 0.0% | 50.0% | 11.5% |
| Somewhat support | 36.2% | 33.3% | 23.4% | 29.4% | 16.1% | 2.2% | 24.6% | 0.0% | 20.0% | 18.9% |
| Neutral | 13.6% | 11.1% | 19.1% | 32.4% | 6.5% | 2.5% | 3.5% | 0.0% | 20.0% | 8.6% |
| Somewhat oppose | 6.1% | 9.7% | 8.5% | 14.7% | 16.8% | 11.5% | 1.8% | 0.0% | 0.0% | 10.9% |
| Strongly oppose | 20.7% | 27.8% | 17.0% | 8.8% | 57.0% | 82.8% | 15.8% | 100.0% | 10.0% | 48.4% |
| Don't know / Refuse to answer | 1.9% | 2.8% | 4.3% | 11.8% | 0.7% | 1.1% | 0.0% | 0.0% | 0.0% | 1.7% |
| Total | 100.0% | 100.0% | 100.0% | 100.0% | 100.0% | 100.0% | 100.0% | 100.0% | 100.0% | 100.0% |

What is your position on normalization in Lebanon with Israel, i.e., establishing economic, commercial, and cultural relations with Israel? (By Age)

| What is your position on normalization in Lebanon with Israel, i.e., establishing economic, commercial, and cultural relations with Israel? | 21-29 | 30-39 | 40-49 | 50-59 | 60-69 | 70+ | Total |
|---|---------------|---------------|---------------|---------------|---------------|---------------|---------------|
| Strongly support | 5.0% | 5.4% | 10.3% | 19.8% | 16.4% | 42.1% | 11.5% |
| Somewhat support | 12.0% | 18.9% | 23.3% | 21.3% | 20.1% | 5.3% | 18.9% |
| Neutral | 8.5% | 9.0% | 5.4% | 9.9% | 11.9% | 5.3% | 8.6% |
| Somewhat oppose | 10.0% | 13.1% | 13.9% | 6.9% | 10.4% | 5.3% | 10.9% |
| Strongly oppose | 63.0% | 52.3% | 44.8% | 40.1% | 40.3% | 36.8% | 48.4% |
| Don't know / Refuse to answer | 1.5% | 1.4% | 2.2% | 2.0% | 0.7% | 5.3% | 1.7% |
| Total | 100.0% | 100.0% | 100.0% | 100.0% | 100.0% | 100.0% | 100.0% |

Base: 2000

What is your position on normalization in Lebanon with Israel, i.e., establishing economic, commercial, and cultural relations with Israel? (By Gender)

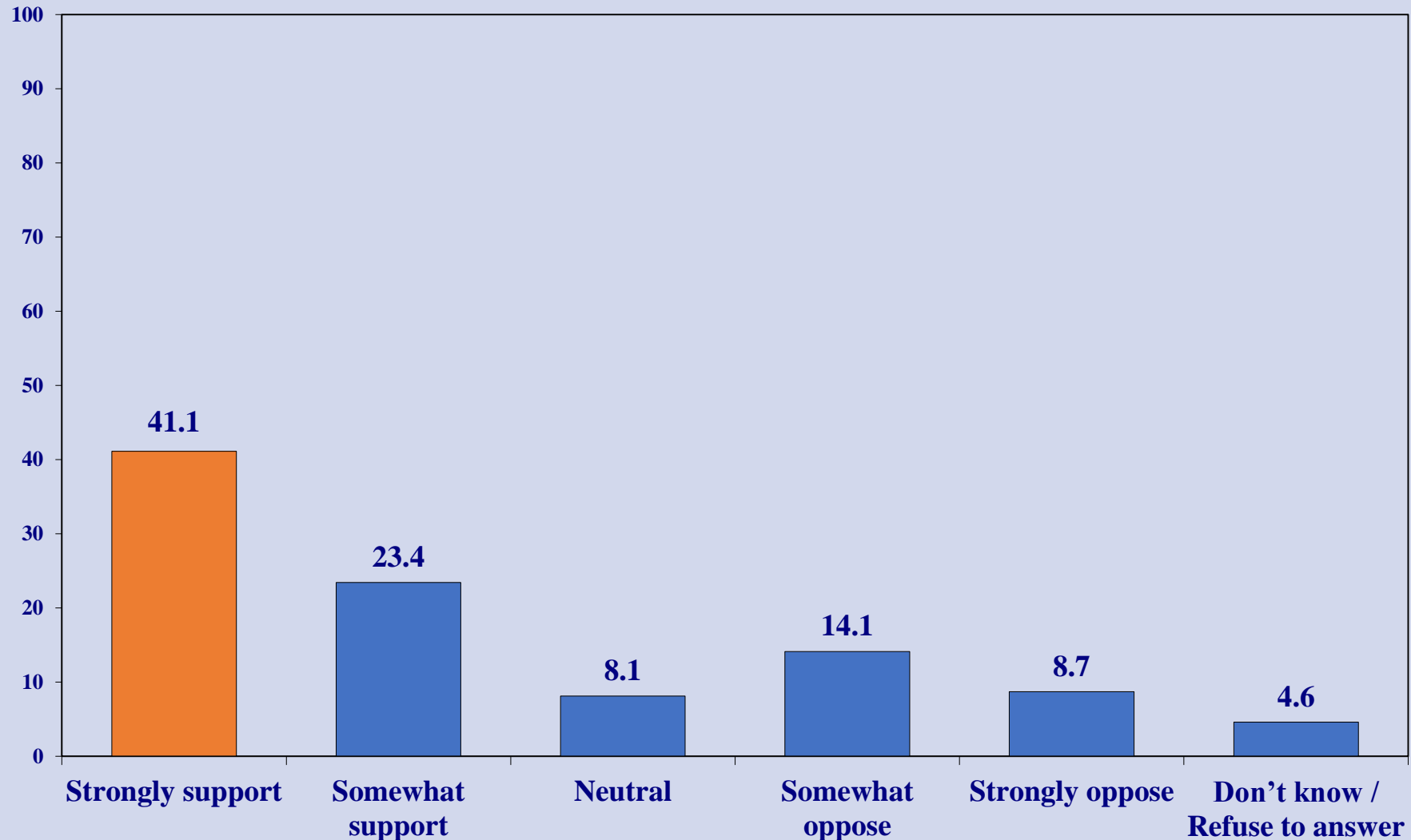
| What is your position on normalization in Lebanon with Israel, i.e., establishing economic, commercial, and cultural relations with Israel? | Male | Female | Total |
|---|---------------|---------------|---------------|
| Strongly support | 11.2% | 11.8% | 11.5% |
| Somewhat support | 18.2% | 19.6% | 18.9% |
| Neutral | 7.0% | 10.2% | 8.6% |
| Somewhat oppose | 10.4% | 11.4% | 10.9% |
| Strongly oppose | 51.8% | 45.0% | 48.4% |
| Don't know / Refuse to answer | 1.4% | 2.0% | 1.7% |
| Total | 100.0% | 100.0% | 100.0% |

What is your position on normalization in Lebanon with Israel, i.e., establishing economic, commercial, and cultural relations with Israel? (By Governorate)

| What is your position on normalization in Lebanon with Israel, i.e., establishing economic, commercial, and cultural relations with Israel? | Beirut | Mount Lebanon | Keserwan-Jbeil | North | South | Nabatieh | Bekaa | Baalbek-Hermel | Akkar | Total |
|---|---------------|---------------|----------------|---------------|---------------|---------------|---------------|----------------|---------------|---------------|
| Strongly support | 8.5% | 26.8% | 10.3% | 10.3% | 0.0% | 3.8% | 8.7% | 0.0% | 0.0% | 11.5% |
| Somewhat support | 13.8% | 29.6% | 20.7% | 13.0% | 8.6% | 14.1% | 21.7% | 13.0% | 18.7% | 18.9% |
| Neutral | 8.5% | 9.4% | 19.0% | 3.4% | 8.6% | 1.3% | 24.6% | 6.5% | 2.7% | 8.6% |
| Somewhat oppose | 5.3% | 3.8% | 15.5% | 11.6% | 13.8% | 17.9% | 20.3% | 9.1% | 21.3% | 10.9% |
| Strongly oppose | 63.8% | 26.1% | 29.3% | 61.6% | 68.1% | 61.5% | 24.6% | 71.4% | 57.3% | 48.4% |
| Don't know / Refuse to answer | 0.0% | 4.2% | 5.2% | 0.0% | 0.9% | 1.3% | 0.0% | 0.0% | 0.0% | 1.7% |
| Total | 100.0% | 100.0% | 100.0% | 100.0% | 100.0% | 100.0% | 100.0% | 100.0% | 100.0% | 100.0% |

Base: 2000

Do you think Israel continues the war on Lebanon due to its interest in the country's resources, such as oil and water?



Base: 2000

Do you think Israel continues the war on Lebanon due to its interest in the country's resources, such as oil and water? (By Sect)

| Do you think Israel continues the war on Lebanon due to its interest in the country's resources, such as oil and water? | Maronite | Greek Orthodox | Greek Catholic | Armenian Orthodox / Catholic | Sunni | Shia | Druze | Alawite | Christian minorities | Total |
|---|---------------|----------------|----------------|------------------------------|---------------|---------------|---------------|---------------|----------------------|---------------|
| Strongly support | 27.7% | 29.2% | 10.6% | 20.6% | 50.2% | 58.1% | 15.8% | 77.8% | 10.0% | 41.1% |
| Somewhat support | 15.5% | 19.4% | 23.4% | 11.8% | 31.5% | 27.2% | 12.3% | 0.0% | 10.0% | 23.4% |
| Neutral | 15.5% | 19.4% | 25.5% | 8.8% | 2.2% | 1.1% | 12.3% | 0.0% | 30.0% | 8.1% |
| Somewhat oppose | 21.1% | 18.1% | 23.4% | 14.7% | 11.1% | 3.9% | 36.8% | 0.0% | 40.0% | 14.1% |
| Strongly oppose | 11.3% | 8.3% | 6.4% | 5.9% | 3.6% | 9.3% | 22.8% | 22.2% | 10.0% | 8.7% |
| Don't know / Refuse to answer | 8.9% | 5.6% | 10.6% | 38.2% | 1.4% | 0.4% | 0.0% | 0.0% | 0.0% | 4.6% |
| Total | 100.0% | 100.0% | 100.0% | 100.0% | 100.0% | 100.0% | 100.0% | 100.0% | 100.0% | 100.0% |

Do you think Israel continues the war on Lebanon due to its interest in the country's resources, such as oil and water? (By Age)

| Do you think Israel continues the war on Lebanon due to its interest in the country's resources, such as oil and water? | 21-29 | 30-39 | 40-49 | 50-59 | 60-69 | 70+ | Total |
|---|---------------|---------------|---------------|---------------|---------------|---------------|---------------|
| Strongly support | 46.5% | 41.4% | 35.4% | 40.1% | 45.5% | 26.3% | 41.1% |
| Somewhat support | 27.5% | 25.7% | 25.6% | 20.3% | 16.4% | 10.5% | 23.4% |
| Neutral | 5.5% | 5.9% | 12.1% | 9.4% | 7.5% | 5.3% | 8.1% |
| Somewhat oppose | 7.5% | 14.4% | 13.5% | 20.3% | 12.7% | 31.6% | 14.1% |
| Strongly oppose | 9.5% | 7.7% | 9.0% | 6.4% | 11.2% | 15.8% | 8.7% |
| Don't know / Refuse to answer | 3.5% | 5.0% | 4.5% | 3.5% | 6.7% | 10.5% | 4.6% |
| Total | 100.0% | 100.0% | 100.0% | 100.0% | 100.0% | 100.0% | 100.0% |

Base: 2000

Do you think Israel continues the war on Lebanon due to its interest in the country's resources, such as oil and water? (By Gender)

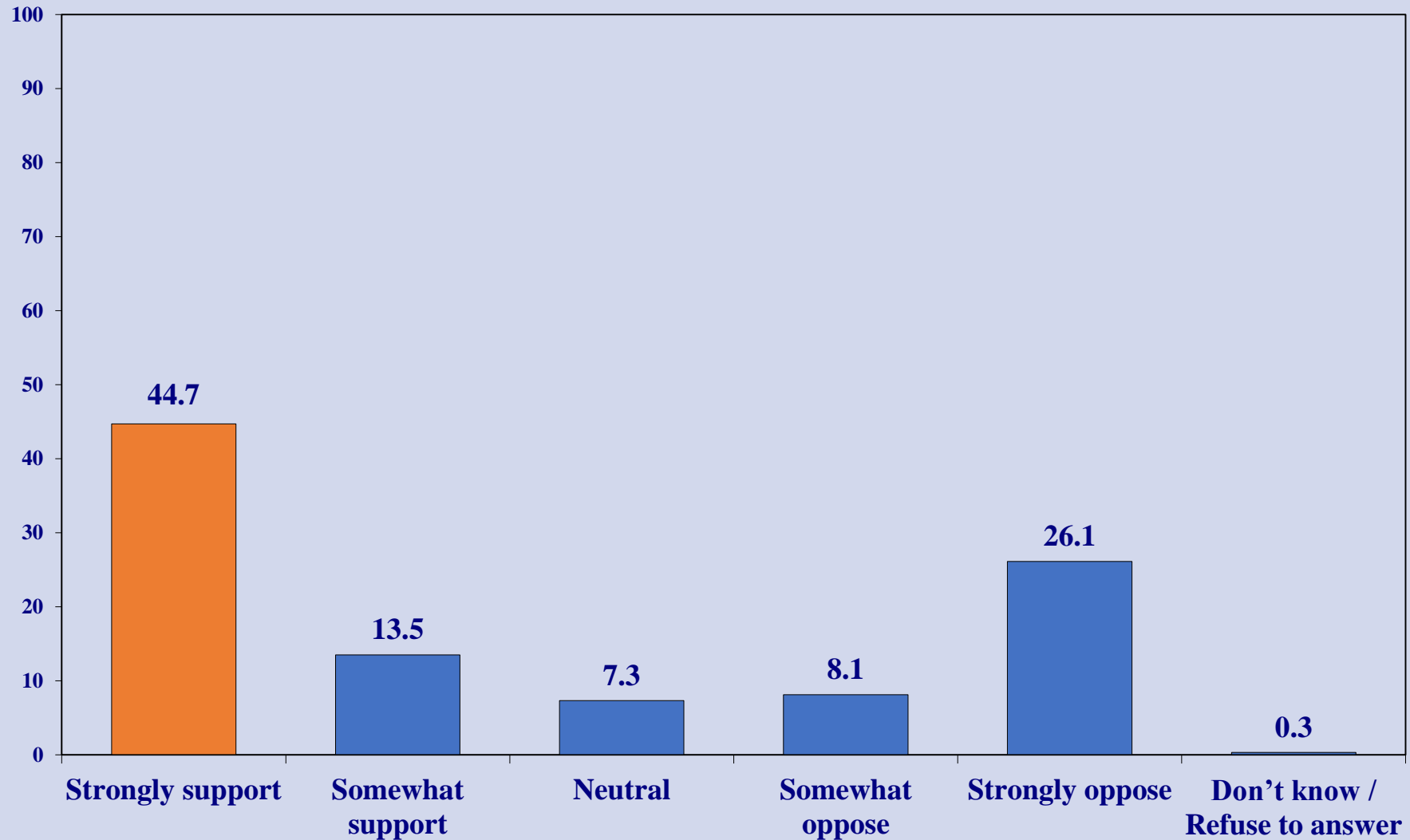
| Do you think Israel continues the war on Lebanon due to its interest in the country's resources, such as oil and water? | Male | Female | Total |
|---|---------------|---------------|---------------|
| Strongly support | 41.4% | 40.8% | 41.1% |
| Somewhat support | 22.6% | 24.2% | 23.4% |
| Neutral | 7.8% | 8.4% | 8.1% |
| Somewhat oppose | 14.0% | 14.2% | 14.1% |
| Strongly oppose | 10.6% | 6.8% | 8.7% |
| Don't know / Refuse to answer | 3.6% | 5.6% | 4.6% |
| Total | 100.0% | 100.0% | 100.0% |

Do you think Israel continues the war on Lebanon due to its interest in the country's resources, such as oil and water? (By Governorate)

| Do you think Israel continues the war on Lebanon due to its interest in the country's resources, such as oil and water? | Beirut | Mount Lebanon | Keserwan-Jbeil | North | South | Nabatieh | Bekaa | Baalbek-Hermel | Akkar | Total |
|---|---------------|---------------|----------------|---------------|---------------|---------------|---------------|----------------|---------------|---------------|
| Strongly support | 71.3% | 29.6% | 43.1% | 52.7% | 38.8% | 32.1% | 18.8% | 57.1% | 40.0% | 41.1% |
| Somewhat support | 5.3% | 12.2% | 13.8% | 24.7% | 39.7% | 39.7% | 33.3% | 22.1% | 44.0% | 23.4% |
| Neutral | 6.4% | 16.0% | 3.4% | 0.7% | 1.7% | 0.0% | 20.3% | 10.4% | 2.7% | 8.1% |
| Somewhat oppose | 4.3% | 22.0% | 6.9% | 10.3% | 10.3% | 15.4% | 26.1% | 5.2% | 12.0% | 14.1% |
| Strongly oppose | 11.7% | 10.1% | 10.3% | 11.0% | 7.8% | 12.8% | 1.4% | 5.2% | 1.3% | 8.7% |
| Don't know / Refuse to answer | 1.1% | 10.1% | 22.4% | 0.7% | 1.7% | 0.0% | 0.0% | 0.0% | 0.0% | 4.6% |
| Total | 100.0% | 100.0% | 100.0% | 100.0% | 100.0% | 100.0% | 100.0% | 100.0% | 100.0% | 100.0% |

Base: 2000

What is your position on the issue of disarming Hezbollah?



Base: 2000

What is your position on the issue of disarming Hezbollah? (By Sect)

| What is your position on the issue of disarming Hezbollah? | Maronite | Greek Orthodox | Greek Catholic | Armenian Orthodox / Catholic | Sunni | Shia | Druze | Alawite | Christian minorities | Total |
|--|---------------|----------------|----------------|------------------------------|---------------|---------------|---------------|---------------|----------------------|---------------|
| Strongly support | 67.6% | 66.7% | 61.7% | 35.3% | 55.9% | 3.2% | 71.9% | 22.2% | 60.0% | 44.7% |
| Somewhat support | 19.7% | 22.2% | 10.6% | 41.2% | 14.3% | 4.7% | 5.3% | 0.0% | 20.0% | 13.5% |
| Neutral | 3.8% | 5.6% | 14.9% | 17.6% | 10.4% | 4.7% | 8.8% | 0.0% | 10.0% | 7.3% |
| Somewhat oppose | 2.3% | 2.8% | 0.0% | 0.0% | 7.5% | 15.8% | 8.8% | 44.4% | 0.0% | 8.1% |
| Strongly oppose | 6.6% | 1.4% | 10.6% | 2.9% | 11.8% | 71.7% | 5.3% | 33.3% | 10.0% | 26.1% |
| Don't know / Refuse to answer | 0.0% | 1.4% | 2.1% | 2.9% | 0.0% | 0.0% | 0.0% | 0.0% | 0.0% | 0.3% |
| Total | 100.0% | 100.0% | 100.0% | 100.0% | 100.0% | 100.0% | 100.0% | 100.0% | 100.0% | 100.0% |

What is your position on the issue of disarming Hezbollah? (By Age)

| What is your position on the issue of disarming Hezbollah? | 21-29 | 30-39 | 40-49 | 50-59 | 60-69 | 70+ | Total |
|--|---------------|---------------|---------------|---------------|---------------|---------------|---------------|
| Strongly support | 39.0% | 38.7% | 40.8% | 51.0% | 56.7% | 68.4% | 44.7% |
| Somewhat support | 9.5% | 14.4% | 17.5% | 12.4% | 14.2% | 5.3% | 13.5% |
| Neutral | 8.0% | 9.9% | 5.8% | 5.4% | 7.5% | 5.3% | 7.3% |
| Somewhat oppose | 7.5% | 7.2% | 11.7% | 8.4% | 3.0% | 15.8% | 8.1% |
| Strongly oppose | 35.5% | 29.3% | 24.2% | 22.3% | 18.7% | 5.3% | 26.1% |
| Don't know / Refuse to answer | 0.5% | 0.5% | 0.0% | 0.5% | 0.0% | 0.0% | 0.3% |
| Total | 100.0% | 100.0% | 100.0% | 100.0% | 100.0% | 100.0% | 100.0% |

Base: 2000

What is your position on the issue of disarming Hezbollah? (By Gender)

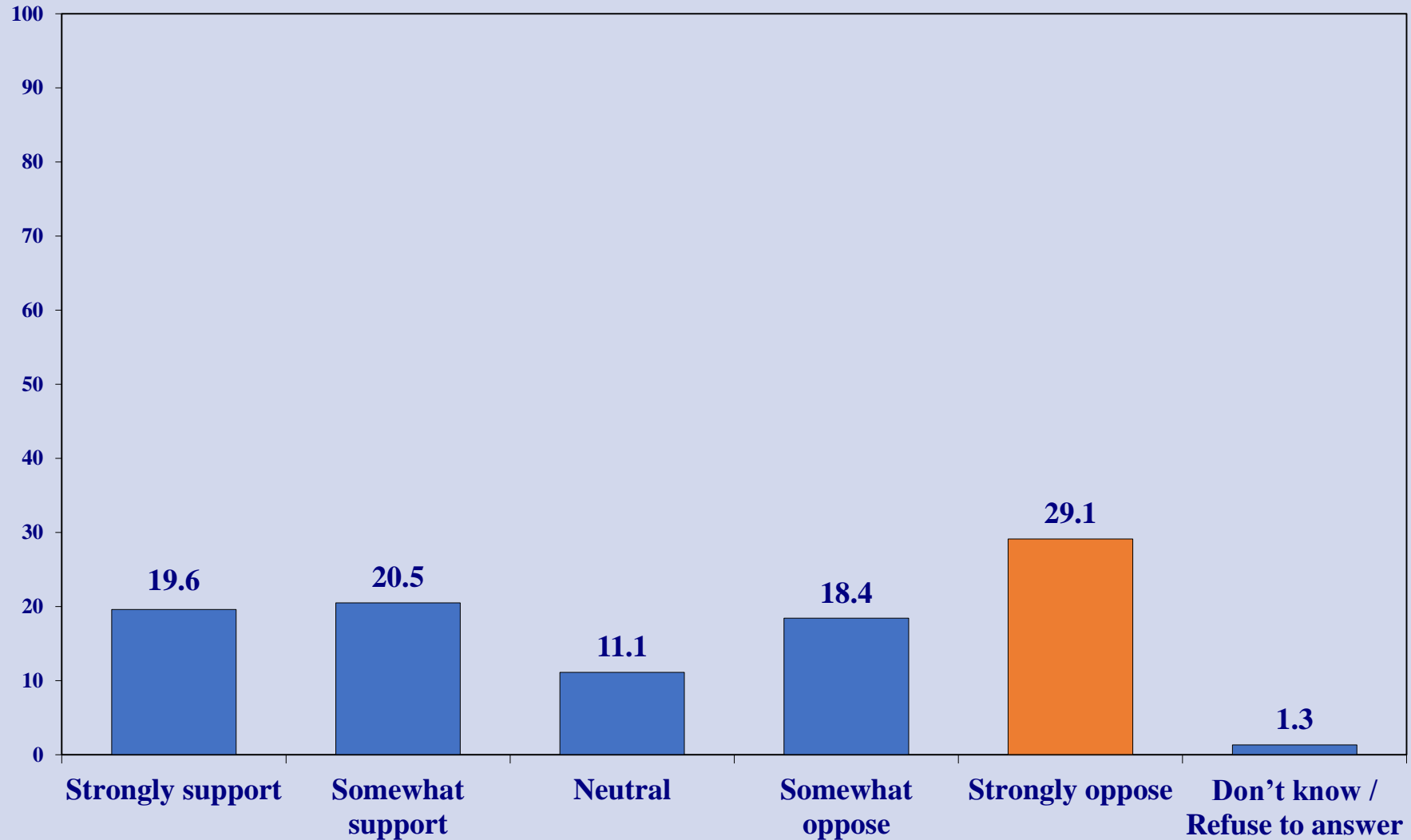
| What is your position on the issue of disarming Hezbollah? | Male | Female | Total |
|--|---------------|---------------|---------------|
| Strongly support | 42.4% | 47.0% | 44.7% |
| Somewhat support | 13.6% | 13.4% | 13.5% |
| Neutral | 6.4% | 8.2% | 7.3% |
| Somewhat oppose | 8.0% | 8.2% | 8.1% |
| Strongly oppose | 29.2% | 23.0% | 26.1% |
| Don't know / Refuse to answer | 0.4% | 0.2% | 0.3% |
| Total | 100.0% | 100.0% | 100.0% |

What is your position on the issue of disarming Hezbollah? (By Governorate)

| What is your position on the issue of disarming Hezbollah? | Beirut | Mount Lebanon | Keserwan-Jbeil | North | South | Nabatieh | Bekaa | Baalbek-Hermel | Akkar | Total |
|--|---------------|---------------|----------------|---------------|---------------|---------------|---------------|----------------|---------------|---------------|
| Strongly support | 39.4% | 50.2% | 65.5% | 68.5% | 12.9% | 15.4% | 47.8% | 13.0% | 77.3% | 44.7% |
| Somewhat support | 12.8% | 19.5% | 8.6% | 10.3% | 8.6% | 12.8% | 24.6% | 7.8% | 5.3% | 13.5% |
| Neutral | 12.8% | 7.3% | 5.2% | 4.8% | 19.0% | 3.8% | 4.3% | 1.3% | 1.3% | 7.3% |
| Somewhat oppose | 4.3% | 3.5% | 12.1% | 4.8% | 16.4% | 19.2% | 11.6% | 6.5% | 8.0% | 8.1% |
| Strongly oppose | 30.9% | 18.5% | 8.6% | 11.6% | 43.1% | 48.7% | 11.6% | 71.4% | 8.0% | 26.1% |
| Don't know / Refuse to answer | 0.0% | 1.0% | 0.0% | 0.0% | 0.0% | 0.0% | 0.0% | 0.0% | 0.0% | 0.3% |
| Total | 100.0% | 100.0% | 100.0% | 100.0% | 100.0% | 100.0% | 100.0% | 100.0% | 100.0% | 100.0% |

Base: 2000

What is your stance on integrating Hezbollah into the Lebanese Army?



Base: 2000

What is your stance on integrating Hezbollah into the Lebanese Army? (By Sect)

| What is your stance on integrating Hezbollah into the Lebanese Army? | Maronite | Greek Orthodox | Greek Catholic | Armenian Orthodox / Catholic | Sunni | Shia | Druze | Alawite | Christian minorities | Total |
|--|---------------|----------------|----------------|------------------------------|---------------|---------------|---------------|---------------|----------------------|---------------|
| Strongly support | 15.0% | 9.7% | 19.1% | 0.0% | 35.8% | 11.1% | 21.1% | 44.4% | 10.0% | 19.6% |
| Somewhat support | 16.4% | 13.9% | 17.0% | 73.5% | 16.8% | 25.8% | 12.3% | 11.1% | 0.0% | 20.5% |
| Neutral | 9.9% | 9.7% | 14.9% | 17.6% | 9.0% | 13.6% | 5.3% | 0.0% | 40.0% | 11.1% |
| Somewhat oppose | 20.7% | 20.8% | 14.9% | 5.9% | 14.7% | 22.9% | 12.3% | 33.3% | 10.0% | 18.4% |
| Strongly oppose | 35.2% | 43.1% | 31.9% | 2.9% | 23.7% | 25.1% | 49.1% | 11.1% | 40.0% | 29.1% |
| Don't know / Refuse to answer | 2.8% | 2.8% | 2.1% | 0.0% | 0.0% | 1.4% | 0.0% | 0.0% | 0.0% | 1.3% |
| Total | 100.0% | 100.0% | 100.0% | 100.0% | 100.0% | 100.0% | 100.0% | 100.0% | 100.0% | 100.0% |

What is your stance on integrating Hezbollah into the Lebanese Army? (By Age)

| What is your stance on integrating Hezbollah into the Lebanese Army? | 21-29 | 30-39 | 40-49 | 50-59 | 60-69 | 70+ | Total |
|--|---------------|---------------|---------------|---------------|---------------|---------------|---------------|
| Strongly support | 19.5% | 18.0% | 17.5% | 22.8% | 21.6% | 15.8% | 19.6% |
| Somewhat support | 20.5% | 22.1% | 19.3% | 19.3% | 22.4% | 15.8% | 20.5% |
| Neutral | 13.0% | 8.6% | 13.5% | 12.4% | 7.5% | 5.3% | 11.1% |
| Somewhat oppose | 18.5% | 18.9% | 19.3% | 20.3% | 13.4% | 15.8% | 18.4% |
| Strongly oppose | 26.5% | 30.6% | 30.0% | 23.8% | 34.3% | 47.4% | 29.1% |
| Don't know / Refuse to answer | 2.0% | 1.8% | 0.4% | 1.5% | 0.7% | 0.0% | 1.3% |
| Total | 100.0% | 100.0% | 100.0% | 100.0% | 100.0% | 100.0% | 100.0% |

Base: 2000

What is your stance on integrating Hezbollah into the Lebanese Army? (By Gender)

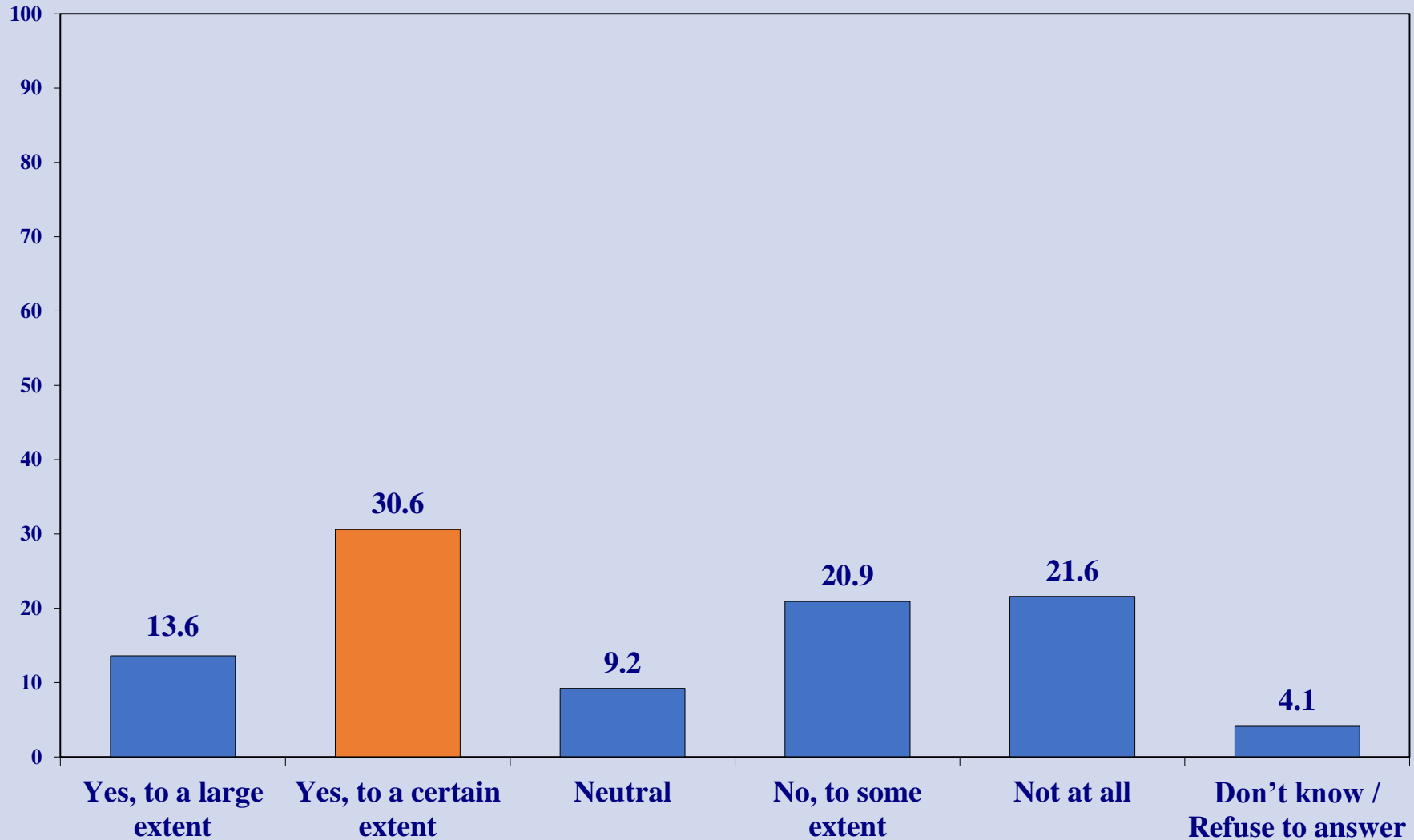
| What is your stance on integrating Hezbollah into the Lebanese Army? | Male | Female | Total |
|--|---------------|---------------|---------------|
| Strongly support | 16.4% | 22.8% | 19.6% |
| Somewhat support | 18.2% | 22.8% | 20.5% |
| Neutral | 11.8% | 10.4% | 11.1% |
| Somewhat oppose | 19.6% | 17.2% | 18.4% |
| Strongly oppose | 33.0% | 25.2% | 29.1% |
| Don't know / Refuse to answer | 1.0% | 1.6% | 1.3% |
| Total | 100.0% | 100.0% | 100.0% |

What is your stance on integrating Hezbollah into the Lebanese Army? (By Governorate)

| What is your stance on integrating Hezbollah into the Lebanese Army? | Beirut | Mount Lebanon | Keserwan-Jbeil | North | South | Nabatieh | Bekaa | Baalbek-Hermel | Akkar | Total |
|--|---------------|---------------|----------------|---------------|---------------|---------------|---------------|----------------|---------------|---------------|
| Strongly support | 26.6% | 12.5% | 15.5% | 30.8% | 27.6% | 5.1% | 27.5% | 20.8% | 13.3% | 19.6% |
| Somewhat support | 16.0% | 19.5% | 22.4% | 15.8% | 29.3% | 24.4% | 43.5% | 13.0% | 6.7% | 20.5% |
| Neutral | 18.1% | 10.8% | 13.8% | 0.7% | 11.2% | 7.7% | 18.8% | 15.6% | 13.3% | 11.1% |
| Somewhat oppose | 11.7% | 24.0% | 10.3% | 6.8% | 13.8% | 30.8% | 2.9% | 22.1% | 38.7% | 18.4% |
| Strongly oppose | 27.7% | 30.7% | 29.3% | 45.9% | 17.2% | 32.1% | 7.2% | 28.6% | 28.0% | 29.1% |
| Don't know / Refuse to answer | 0.0% | 2.4% | 8.6% | 0.0% | 0.9% | 0.0% | 0.0% | 0.0% | 0.0% | 1.3% |
| Total | 100.0% | 100.0% | 100.0% | 100.0% | 100.0% | 100.0% | 100.0% | 100.0% | 100.0% | 100.0% |

Base: 2000

Do you expect Israel to fully withdraw from all territories it has occupied in Lebanon?



Base: 2000

Do you expect Israel to fully withdraw from all territories it has occupied in Lebanon? (By Sect)

| Do you expect Israel to fully withdraw from all territories it has occupied in Lebanon? | Maronite | Greek Orthodox | Greek Catholic | Armenian Orthodox / Catholic | Sunni | Shia | Druze | Alawite | Christian minorities | Total |
|---|---------------|----------------|----------------|------------------------------|---------------|---------------|---------------|---------------|----------------------|---------------|
| Yes, to a large extent | 8.5% | 5.6% | 6.4% | 5.9% | 13.6% | 23.3% | 7.0% | 11.1% | 10.0% | 13.6% |
| Yes, to a certain extent | 37.6% | 33.3% | 31.9% | 47.1% | 28.0% | 23.3% | 40.4% | 0.0% | 50.0% | 30.6% |
| Neutral | 8.5% | 9.7% | 21.3% | 2.9% | 5.4% | 8.2% | 28.1% | 0.0% | 20.0% | 9.2% |
| No, to some extent | 14.6% | 19.4% | 19.1% | 26.5% | 24.0% | 24.4% | 15.8% | 11.1% | 10.0% | 20.9% |
| Not at all | 23.5% | 20.8% | 14.9% | 14.7% | 28.3% | 17.2% | 8.8% | 77.8% | 0.0% | 21.6% |
| Don't know / Refuse to answer | 7.5% | 11.1% | 6.4% | 2.9% | 0.7% | 3.6% | 0.0% | 0.0% | 10.0% | 4.1% |
| Total | 100.0% | 100.0% | 100.0% | 100.0% | 100.0% | 100.0% | 100.0% | 100.0% | 100.0% | 100.0% |

Do you expect Israel to fully withdraw from all territories it has occupied in Lebanon? (By Age)

| Do you expect Israel to fully withdraw from all territories it has occupied in Lebanon? | 21-29 | 30-39 | 40-49 | 50-59 | 60-69 | 70+ | Total |
|---|---------------|---------------|---------------|---------------|---------------|---------------|---------------|
| Yes, to a large extent | 15.5% | 13.5% | 11.2% | 11.9% | 17.2% | 15.8% | 13.6% |
| Yes, to a certain extent | 29.5% | 32.0% | 30.9% | 30.2% | 31.3% | 21.1% | 30.6% |
| Neutral | 7.0% | 7.7% | 9.0% | 14.9% | 6.7% | 10.5% | 9.2% |
| No, to some extent | 22.0% | 21.2% | 22.0% | 17.3% | 20.9% | 31.6% | 20.9% |
| Not at all | 23.5% | 20.7% | 21.5% | 20.3% | 22.4% | 21.1% | 21.6% |
| Don't know / Refuse to answer | 2.5% | 5.0% | 5.4% | 5.4% | 1.5% | 0.0% | 4.1% |
| Total | 100.0% | 100.0% | 100.0% | 100.0% | 100.0% | 100.0% | 100.0% |

Base: 2000

Do you expect Israel to fully withdraw from all territories it has occupied in Lebanon? (By Gender)

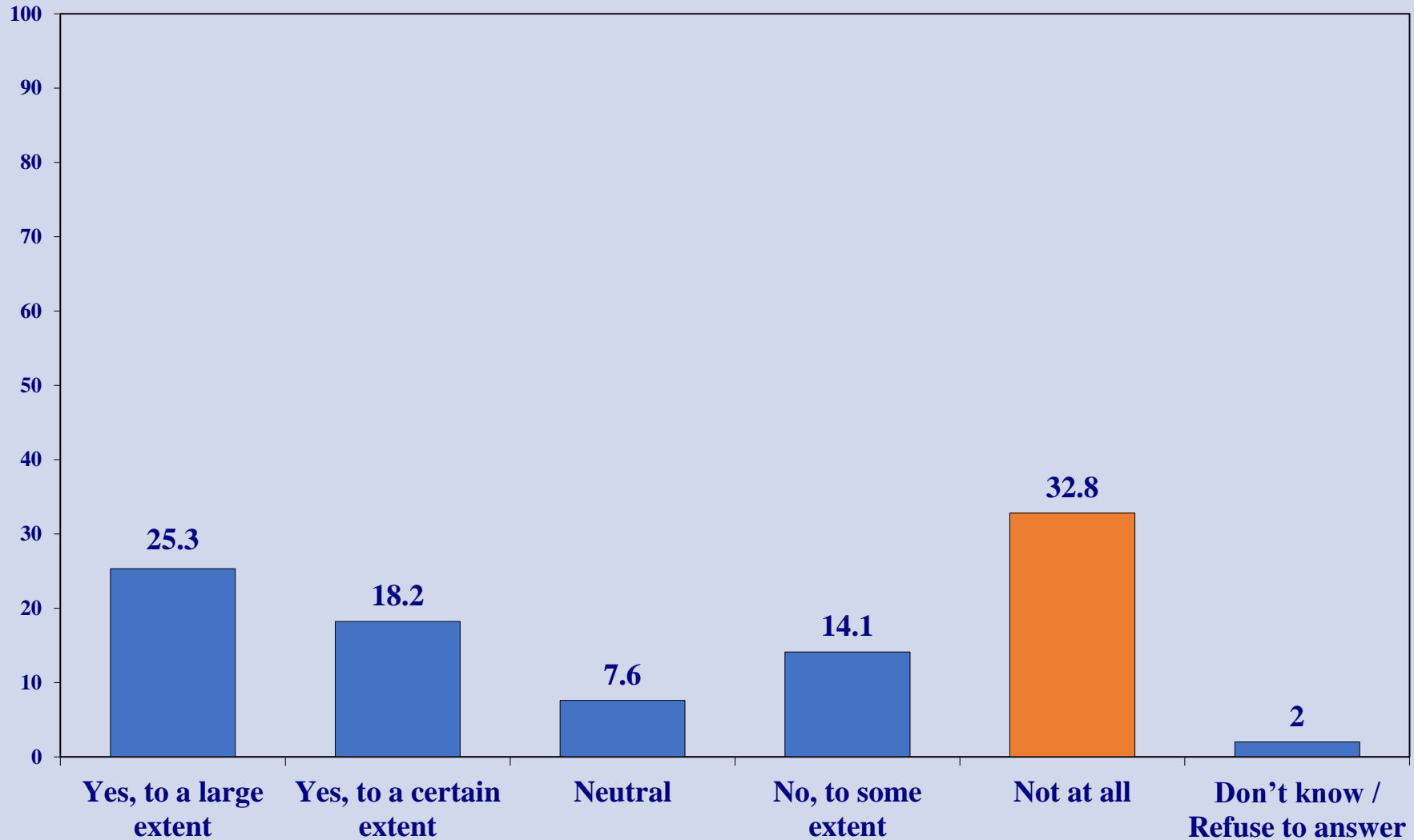
| Do you expect Israel to fully withdraw from all territories it has occupied in Lebanon? | Male | Female | Total |
|---|---------------|---------------|---------------|
| Yes, to a large extent | 16.6% | 10.6% | 13.6% |
| Yes, to a certain extent | 30.0% | 31.2% | 30.6% |
| Neutral | 8.6% | 9.8% | 9.2% |
| No, to some extent | 21.8% | 20.0% | 20.9% |
| Not at all | 20.2% | 23.0% | 21.6% |
| Don't know / Refuse to answer | 2.8% | 5.4% | 4.1% |
| Total | 100.0% | 100.0% | 100.0% |

Do you expect Israel to fully withdraw from all territories it has occupied in Lebanon? (By Governorate)

| Do you expect Israel to fully withdraw from all territories it has occupied in Lebanon? | Beirut | Mount Lebanon | Keserwan-Jbeil | North | South | Nabatieh | Bekaa | Baalbek-Hermel | Akkar | Total |
|---|---------------|---------------|----------------|---------------|---------------|---------------|---------------|----------------|---------------|---------------|
| Yes, to a large extent | 19.1% | 14.3% | 8.6% | 16.4% | 31.9% | 5.1% | 0.0% | 7.8% | 1.3% | 13.6% |
| Yes, to a certain extent | 26.6% | 38.3% | 37.9% | 19.2% | 16.4% | 20.5% | 37.7% | 33.8% | 45.3% | 30.6% |
| Neutral | 4.3% | 12.2% | 0.0% | 0.0% | 4.3% | 0.0% | 27.5% | 27.3% | 10.7% | 9.2% |
| No, to some extent | 12.8% | 16.4% | 12.1% | 15.1% | 30.2% | 33.3% | 26.1% | 24.7% | 30.7% | 20.9% |
| Not at all | 35.1% | 8.7% | 34.5% | 49.3% | 12.1% | 41.0% | 8.7% | 6.5% | 12.0% | 21.6% |
| Don't know / Refuse to answer | 2.1% | 10.1% | 6.9% | 0.0% | 5.2% | 0.0% | 0.0% | 0.0% | 0.0% | 4.1% |
| Total | 100.0% | 100.0% | 100.0% | 100.0% | 100.0% | 100.0% | 100.0% | 100.0% | 100.0% | 100.0% |

Base: 2000

Do you believe Hezbollah is entitled to seek political concessions in exchange for surrendering its weapons?



Base: 2000

Do you believe Hezbollah is entitled to seek political concessions in exchange for surrendering its weapons? (By Sect)

| Do you believe Hezbollah is entitled to seek political concessions in exchange for surrendering its weapons? | Maronite | Greek Orthodox | Greek Catholic | Armenian Orthodox / Catholic | Sunni | Shia | Druze | Alawite | Christian minorities | Total |
|--|---------------|----------------|----------------|------------------------------|---------------|---------------|---------------|---------------|----------------------|---------------|
| Yes, to a large extent | 8.5% | 6.9% | 23.4% | 8.8% | 14.0% | 62.0% | 0.0% | 33.3% | 10.0% | 25.3% |
| Yes, to a certain extent | 6.6% | 4.2% | 14.9% | 5.9% | 27.6% | 22.9% | 17.5% | 44.4% | 10.0% | 18.2% |
| Neutral | 7.5% | 22.2% | 6.4% | 5.9% | 8.6% | 2.2% | 8.8% | 0.0% | 40.0% | 7.6% |
| No, to some extent | 22.5% | 12.5% | 10.6% | 2.9% | 15.8% | 10.8% | 7.0% | 0.0% | 0.0% | 14.1% |
| Not at all | 52.6% | 50.0% | 38.3% | 76.5% | 33.0% | 0.0% | 66.7% | 22.2% | 40.0% | 32.8% |
| Don't know / Refuse to answer | 2.3% | 4.2% | 6.4% | 0.0% | 1.1% | 2.2% | 0.0% | 0.0% | 0.0% | 2.0% |
| Total | 100.0% | 100.0% | 100.0% | 100.0% | 100.0% | 100.0% | 100.0% | 100.0% | 100.0% | 100.0% |

Do you believe Hezbollah is entitled to seek political concessions in exchange for surrendering its weapons? (By Age)

| Do you believe Hezbollah is entitled to seek political concessions in exchange for surrendering its weapons? | 21-29 | 30-39 | 40-49 | 50-59 | 60-69 | 70+ | Total |
|--|---------------|---------------|---------------|---------------|---------------|---------------|---------------|
| Yes, to a large extent | 36.0% | 26.6% | 25.1% | 21.8% | 15.7% | 5.3% | 25.3% |
| Yes, to a certain extent | 18.5% | 20.7% | 19.3% | 16.8% | 15.7% | 5.3% | 18.2% |
| Neutral | 5.0% | 8.1% | 8.5% | 10.4% | 6.0% | 0.0% | 7.6% |
| No, to some extent | 11.5% | 15.3% | 15.7% | 14.4% | 11.9% | 21.1% | 14.1% |
| Not at all | 28.0% | 26.6% | 28.7% | 35.1% | 49.3% | 63.2% | 32.8% |
| Don't know / Refuse to answer | 1.0% | 2.7% | 2.7% | 1.5% | 1.5% | 5.3% | 2.0% |
| Total | 100.0% | 100.0% | 100.0% | 100.0% | 100.0% | 100.0% | 100.0% |

Base: 2000

Do you believe Hezbollah is entitled to seek political concessions in exchange for surrendering its weapons? (By Gender)

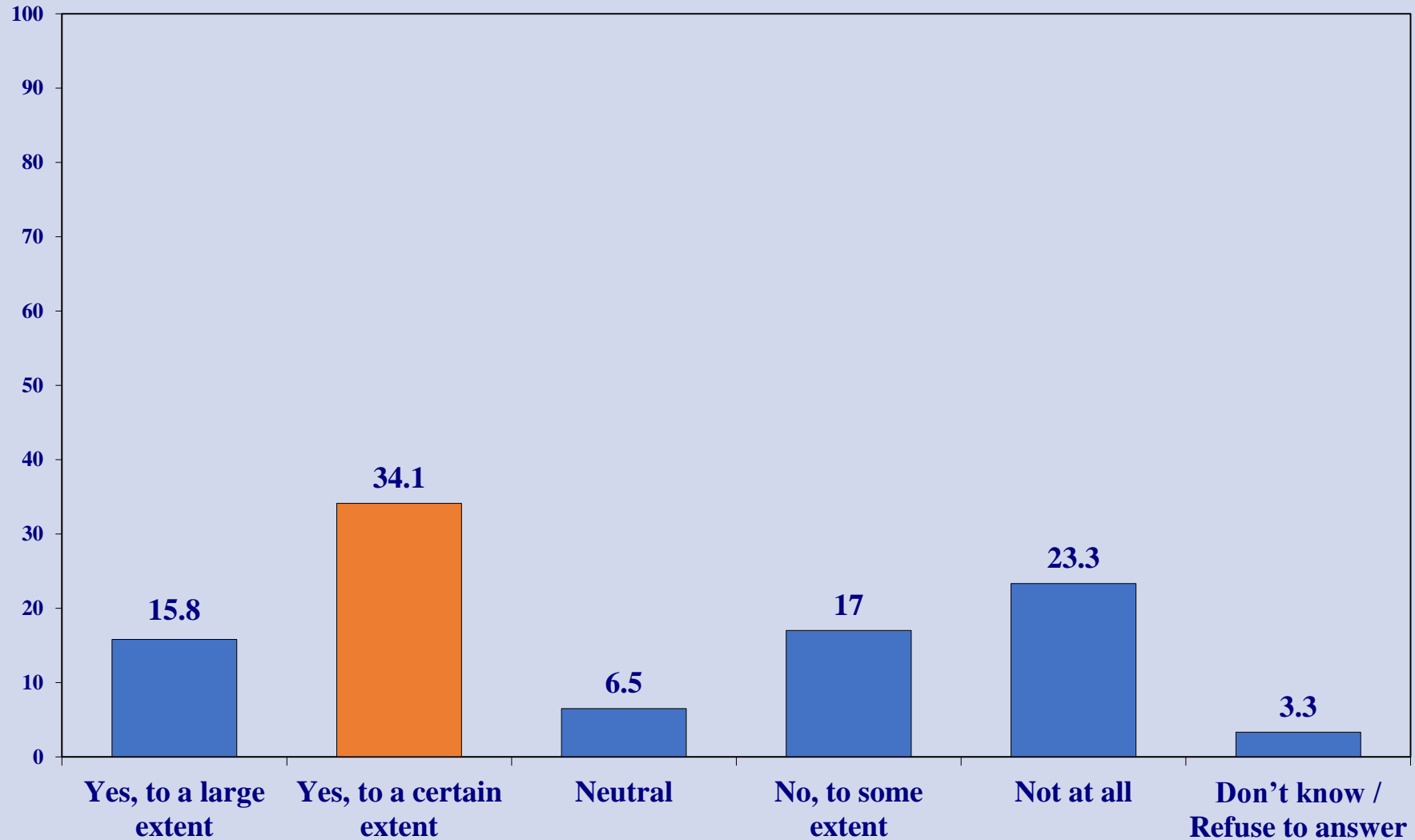
| Do you believe Hezbollah is entitled to seek political concessions in exchange for surrendering its weapons? | Male | Female | Total |
|--|---------------|---------------|---------------|
| Yes, to a large extent | 27.0% | 23.6% | 25.3% |
| Yes, to a certain extent | 17.4% | 19.0% | 18.2% |
| Neutral | 7.6% | 7.6% | 7.6% |
| No, to some extent | 14.4% | 13.8% | 14.1% |
| Not at all | 32.4% | 33.2% | 32.8% |
| Don't know / Refuse to answer | 1.2% | 2.8% | 2.0% |
| Total | 100.0% | 100.0% | 100.0% |

Do you believe Hezbollah is entitled to seek political concessions in exchange for surrendering its weapons? (By Governorate)

| Do you believe Hezbollah is entitled to seek political concessions in exchange for surrendering its weapons? | Beirut | Mount Lebanon | Keserwan-Jbeil | North | South | Nabatieh | Bekaa | Baalbek-Hermel | Akkar | Total |
|--|---------------|---------------|----------------|---------------|---------------|---------------|---------------|----------------|---------------|---------------|
| Yes, to a large extent | 27.7% | 10.8% | 10.3% | 9.6% | 45.7% | 43.6% | 17.4% | 74.0% | 26.7% | 25.3% |
| Yes, to a certain extent | 14.9% | 12.5% | 24.1% | 19.2% | 23.3% | 23.1% | 15.9% | 10.4% | 34.7% | 18.2% |
| Neutral | 10.6% | 12.2% | 1.7% | 1.4% | 10.3% | 1.3% | 14.5% | 5.2% | 1.3% | 7.6% |
| No, to some extent | 4.3% | 20.9% | 8.6% | 5.5% | 10.3% | 25.6% | 26.1% | 0.0% | 18.7% | 14.1% |
| Not at all | 42.6% | 39.0% | 55.2% | 63.7% | 5.2% | 6.4% | 26.1% | 10.4% | 18.7% | 32.8% |
| Don't know / Refuse to answer | 0.0% | 4.5% | 0.0% | 0.7% | 5.2% | 0.0% | 0.0% | 0.0% | 0.0% | 2.0% |
| Total | 100.0% | 100.0% | 100.0% | 100.0% | 100.0% | 100.0% | 100.0% | 100.0% | 100.0% | 100.0% |

Base: 2000

Do you think the slogan “Beirut is a demilitarized zone” is feasible?



Base: 2000

Do you think the slogan “Beirut is a demilitarized zone” is feasible? (By Sect)

| Do you think the slogan “Beirut is a demilitarized zone” is feasible? | Maronite | Greek Orthodox | Greek Catholic | Armenian Orthodox / Catholic | Sunni | Shia | Druze | Alawite | Christian minorities | Total |
|---|---------------|----------------|----------------|------------------------------|---------------|---------------|---------------|---------------|----------------------|---------------|
| Yes, to a large extent | 17.8% | 18.1% | 19.1% | 8.8% | 20.1% | 3.6% | 45.6% | 0.0% | 30.0% | 15.8% |
| Yes, to a certain extent | 48.4% | 47.2% | 36.2% | 70.6% | 39.1% | 10.4% | 35.1% | 11.1% | 40.0% | 34.1% |
| Neutral | 5.6% | 5.6% | 10.6% | 2.9% | 7.2% | 5.7% | 5.3% | 22.2% | 20.0% | 6.5% |
| No, to some extent | 10.3% | 5.6% | 14.9% | 2.9% | 17.6% | 27.6% | 12.3% | 33.3% | 0.0% | 17.0% |
| Not at all | 14.6% | 18.1% | 12.8% | 14.7% | 15.1% | 47.0% | 1.8% | 33.3% | 10.0% | 23.3% |
| Don't know / Refuse to answer | 3.3% | 5.6% | 6.4% | 0.0% | 1.1% | 5.7% | 0.0% | 0.0% | 0.0% | 3.3% |
| Total | 100.0% | 100.0% | 100.0% | 100.0% | 100.0% | 100.0% | 100.0% | 100.0% | 100.0% | 100.0% |

Do you think the slogan “Beirut is a demilitarized zone” is feasible? (By Age)

| Do you think the slogan “Beirut is a demilitarized zone” is feasible? | 21-29 | 30-39 | 40-49 | 50-59 | 60-69 | 70+ | Total |
|---|---------------|---------------|---------------|---------------|---------------|---------------|---------------|
| Yes, to a large extent | 13.0% | 14.0% | 16.1% | 13.9% | 22.4% | 36.8% | 15.8% |
| Yes, to a certain extent | 27.0% | 33.8% | 38.6% | 38.6% | 30.6% | 36.8% | 34.1% |
| Neutral | 9.0% | 5.0% | 4.5% | 7.4% | 8.2% | 0.0% | 6.5% |
| No, to some extent | 17.5% | 16.7% | 16.6% | 19.3% | 13.4% | 21.1% | 17.0% |
| Not at all | 30.5% | 26.6% | 22.4% | 15.3% | 23.1% | 5.3% | 23.3% |
| Don't know / Refuse to answer | 3.0% | 4.1% | 1.8% | 5.4% | 2.2% | 0.0% | 3.3% |
| Total | 100.0% | 100.0% | 100.0% | 100.0% | 100.0% | 100.0% | 100.0% |

Base: 2000

Do you think the slogan “Beirut is a demilitarized zone” is feasible? (By Gender)

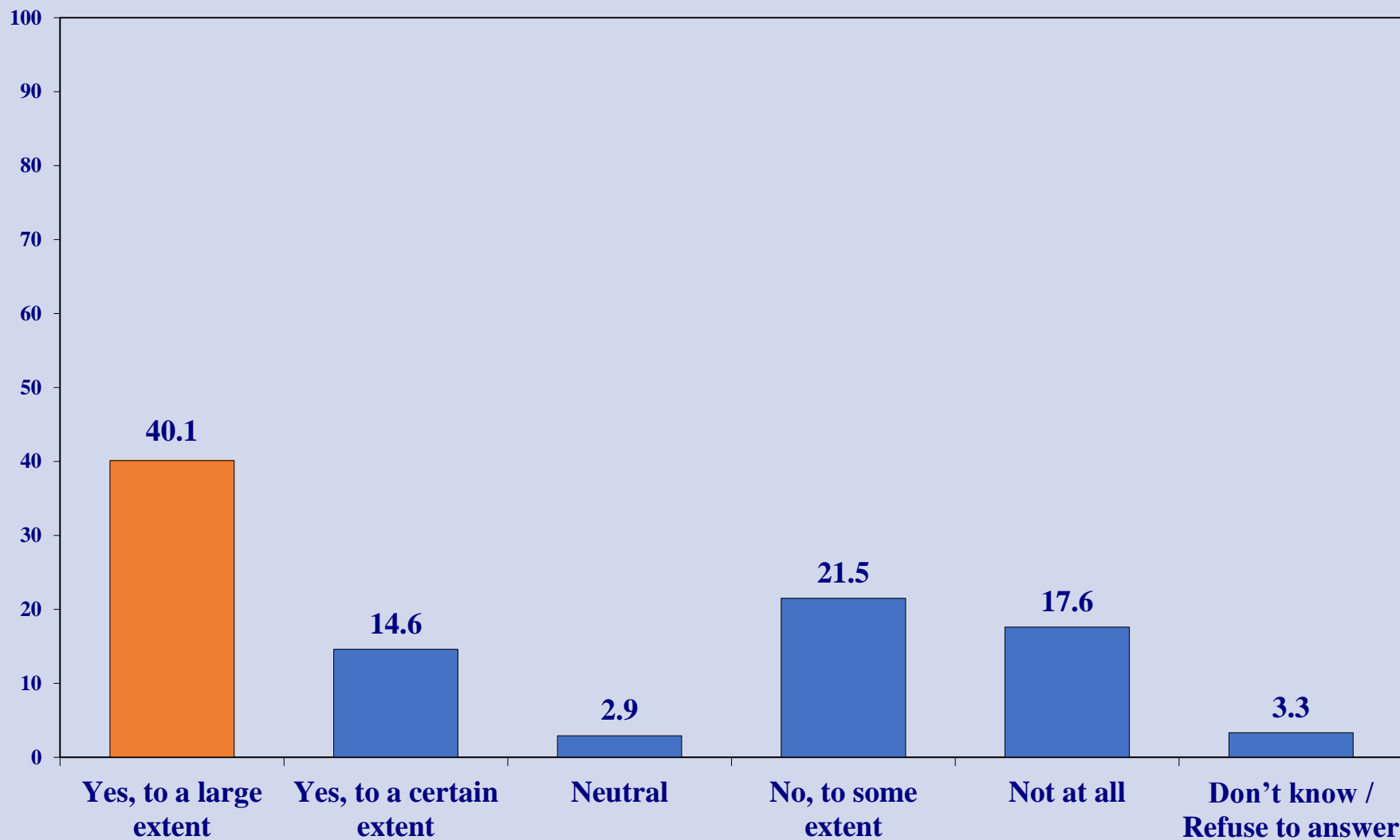
| Do you think the slogan “Beirut is a demilitarized zone” is feasible? | Male | Female | Total |
|---|---------------|---------------|---------------|
| Yes, to a large extent | 17.2% | 14.4% | 15.8% |
| Yes, to a certain extent | 30.4% | 37.8% | 34.1% |
| Neutral | 6.4% | 6.6% | 6.5% |
| No, to some extent | 16.8% | 17.2% | 17.0% |
| Not at all | 27.8% | 18.8% | 23.3% |
| Don't know / Refuse to answer | 1.4% | 5.2% | 3.3% |
| Total | 100.0% | 100.0% | 100.0% |

Do you think the slogan “Beirut is a demilitarized zone” is feasible? (By Governorate)

| Do you think the slogan “Beirut is a demilitarized zone” is feasible? | Beirut | Mount Lebanon | Keserwan-Jbeil | North | South | Nabatieh | Bekaa | Baalbek-Hermel | Akkar | Total |
|---|---------------|---------------|----------------|---------------|---------------|---------------|---------------|----------------|---------------|---------------|
| Yes, to a large extent | 26.6% | 19.9% | 6.9% | 21.2% | 6.0% | 1.3% | 26.1% | 13.0% | 6.7% | 15.8% |
| Yes, to a certain extent | 18.1% | 42.5% | 43.1% | 35.6% | 14.7% | 21.8% | 50.7% | 18.2% | 56.0% | 34.1% |
| Neutral | 5.3% | 4.2% | 0.0% | 2.7% | 3.4% | 0.0% | 18.8% | 15.6% | 20.0% | 6.5% |
| No, to some extent | 11.7% | 11.8% | 20.7% | 16.4% | 29.3% | 30.8% | 4.3% | 22.1% | 14.7% | 17.0% |
| Not at all | 38.3% | 16.0% | 27.6% | 24.0% | 37.1% | 43.6% | 0.0% | 28.6% | 1.3% | 23.3% |
| Don't know / Refuse to answer | 0.0% | 5.6% | 1.7% | 0.0% | 9.5% | 2.6% | 0.0% | 2.6% | 1.3% | 3.3% |
| Total | 100.0% | 100.0% | 100.0% | 100.0% | 100.0% | 100.0% | 100.0% | 100.0% | 100.0% | 100.0% |

Base: 2000

Do you think Israel would have attacked Lebanon even if Hezbollah had not fired the six rockets at Israel on March 2?



Base: 2000

Do you think Israel would have attacked Lebanon even if Hezbollah had not fired the six rockets at Israel on March 2? (By Sect)

| Do you think Israel would have attacked Lebanon even if Hezbollah had not fired the six rockets at Israel on March 2? | Maronite | Greek Orthodox | Greek Catholic | Armenian Orthodox / Catholic | Sunni | Shia | Druze | Alawite | Christian minorities | Total |
|---|---------------|----------------|----------------|------------------------------|---------------|---------------|---------------|---------------|----------------------|---------------|
| Yes, to a large extent | 22.1% | 16.7% | 12.8% | 14.7% | 36.2% | 77.4% | 12.3% | 66.7% | 10.0% | 40.1% |
| Yes, to a certain extent | 10.8% | 16.7% | 10.6% | 14.7% | 20.1% | 14.0% | 8.8% | 11.1% | 0.0% | 14.6% |
| Neutral | 3.8% | 6.9% | 6.4% | 2.9% | 3.2% | 0.7% | 0.0% | 0.0% | 10.0% | 2.9% |
| No, to some extent | 37.6% | 31.9% | 27.7% | 38.2% | 21.1% | 4.3% | 17.5% | 0.0% | 50.0% | 21.5% |
| Not at all | 22.5% | 25.0% | 31.9% | 5.9% | 18.3% | 0.7% | 61.4% | 22.2% | 30.0% | 17.6% |
| Don't know / Refuse to answer | 3.3% | 2.8% | 10.6% | 23.5% | 1.1% | 2.9% | 0.0% | 0.0% | 0.0% | 3.3% |
| Total | 100.0% | 100.0% | 100.0% | 100.0% | 100.0% | 100.0% | 100.0% | 100.0% | 100.0% | 100.0% |

Do you think Israel would have attacked Lebanon even if Hezbollah had not fired the six rockets at Israel on March 2? (By Age)

| Do you think Israel would have attacked Lebanon even if Hezbollah had not fired the six rockets at Israel on March 2? | 21-29 | 30-39 | 40-49 | 50-59 | 60-69 | 70+ | Total |
|---|---------------|---------------|---------------|---------------|---------------|---------------|---------------|
| Yes, to a large extent | 49.0% | 43.7% | 36.3% | 36.6% | 35.8% | 15.8% | 40.1% |
| Yes, to a certain extent | 12.5% | 14.9% | 17.9% | 13.4% | 14.2% | 10.5% | 14.6% |
| Neutral | 2.0% | 2.3% | 3.6% | 4.0% | 3.0% | 0.0% | 2.9% |
| No, to some extent | 18.0% | 27.0% | 21.1% | 24.3% | 15.7% | 10.5% | 21.5% |
| Not at all | 15.0% | 9.5% | 17.5% | 18.8% | 27.6% | 57.9% | 17.6% |
| Don't know / Refuse to answer | 3.5% | 2.7% | 3.6% | 3.0% | 3.7% | 5.3% | 3.3% |
| Total | 100.0% | 100.0% | 100.0% | 100.0% | 100.0% | 100.0% | 100.0% |

Base: 2000

Do you think Israel would have attacked Lebanon even if Hezbollah had not fired the six rockets at Israel on March 2? (By Gender)

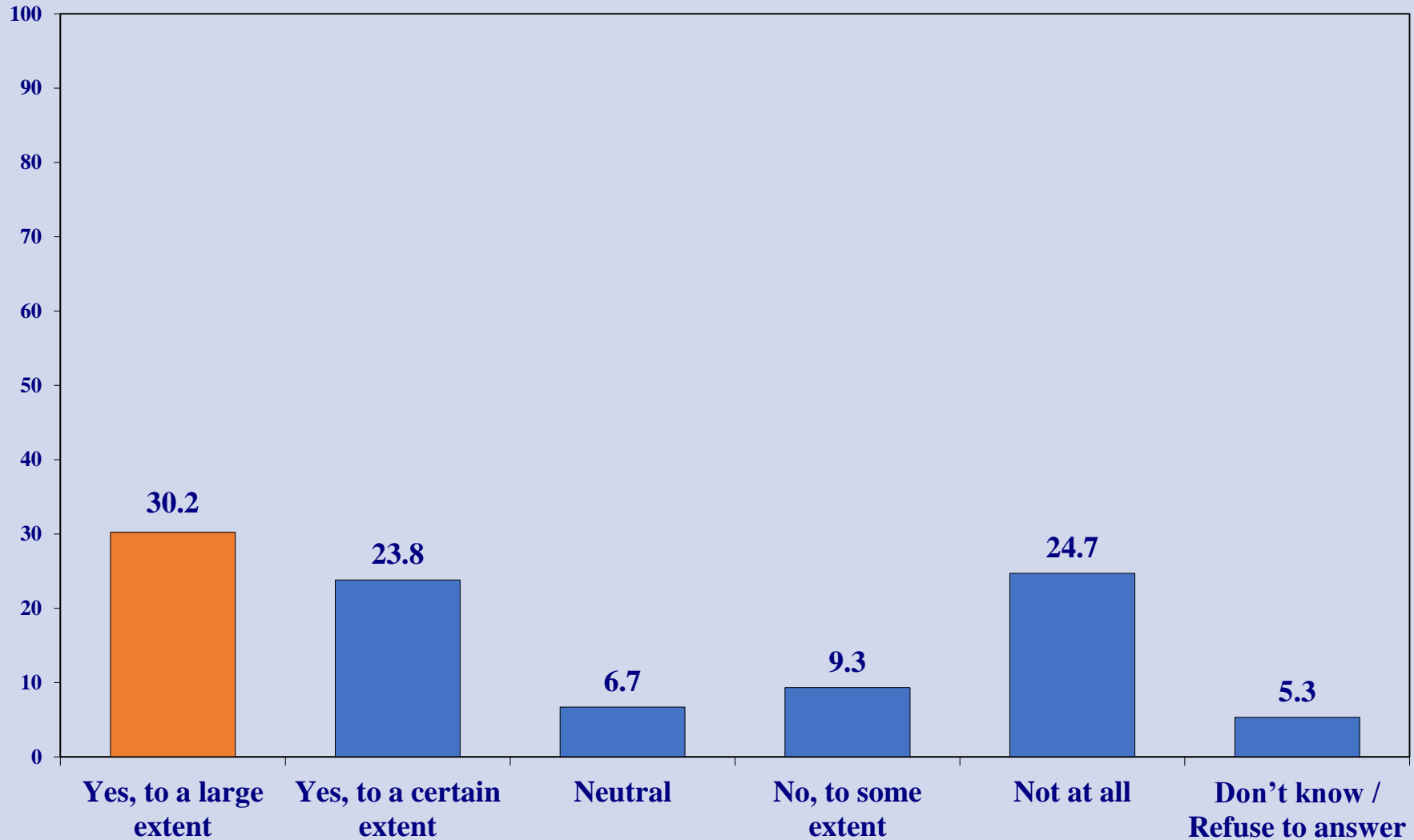
| Do you think Israel would have attacked Lebanon even if Hezbollah had not fired the six rockets at Israel on March 2? | Male | Female | Total |
|---|---------------|---------------|---------------|
| Yes, to a large extent | 43.4% | 36.8% | 40.1% |
| Yes, to a certain extent | 15.4% | 13.8% | 14.6% |
| Neutral | 1.6% | 4.2% | 2.9% |
| No, to some extent | 18.8% | 24.2% | 21.5% |
| Not at all | 18.8% | 16.4% | 17.6% |
| Don't know / Refuse to answer | 2.0% | 4.6% | 3.3% |
| Total | 100.0% | 100.0% | 100.0% |

Do you think Israel would have attacked Lebanon even if Hezbollah had not fired the six rockets at Israel on March 2? (By Governorate)

| Do you think Israel would have attacked Lebanon even if Hezbollah had not fired the six rockets at Israel on March 2? | Beirut | Mount Lebanon | Keserwan-Jbeil | North | South | Nabatieh | Bekaa | Baalbek-Hermel | Akkar | Total |
|---|---------------|---------------|----------------|---------------|---------------|---------------|---------------|----------------|---------------|---------------|
| Yes, to a large extent | 55.3% | 26.5% | 34.5% | 43.2% | 55.2% | 52.6% | 20.3% | 75.3% | 17.3% | 40.1% |
| Yes, to a certain extent | 12.8% | 8.0% | 15.5% | 13.7% | 21.6% | 30.8% | 10.1% | 9.1% | 25.3% | 14.6% |
| Neutral | 1.1% | 5.2% | 1.7% | 1.4% | 1.7% | 0.0% | 7.2% | 1.3% | 2.7% | 2.9% |
| No, to some extent | 13.8% | 27.9% | 29.3% | 8.2% | 12.9% | 15.4% | 46.4% | 10.4% | 34.7% | 21.5% |
| Not at all | 17.0% | 26.1% | 6.9% | 33.6% | 1.7% | 1.3% | 15.9% | 3.9% | 20.0% | 17.6% |
| Don't know / Refuse to answer | 0.0% | 6.3% | 12.1% | 0.0% | 6.9% | 0.0% | 0.0% | 0.0% | 0.0% | 3.3% |
| Total | 100.0% | 100.0% | 100.0% | 100.0% | 100.0% | 100.0% | 100.0% | 100.0% | 100.0% | 100.0% |

Base: 2000

Do you think it is in Lebanon's interest to separate the war track with Israel from the Islamabad negotiations?



Base: 2000

Do you think it is in Lebanon's interest to separate the war track with Israel from the Islamabad negotiations? (By Sect)

| Do you think it is in Lebanon's interest to separate the war track with Israel from the Islamabad negotiations? | Maronite | Greek Orthodox | Greek Catholic | Armenian Orthodox / Catholic | Sunni | Shia | Druze | Alawite | Christian minorities | Total |
|---|---------------|----------------|----------------|------------------------------|---------------|---------------|---------------|---------------|----------------------|---------------|
| Yes, to a large extent | 44.1% | 36.1% | 34.0% | 20.6% | 40.9% | 0.0% | 64.9% | 22.2% | 60.0% | 30.2% |
| Yes, to a certain extent | 36.6% | 40.3% | 25.5% | 73.5% | 21.1% | 6.8% | 24.6% | 11.1% | 10.0% | 23.8% |
| Neutral | 4.7% | 2.8% | 10.6% | 0.0% | 12.2% | 4.7% | 1.8% | 0.0% | 20.0% | 6.7% |
| No, to some extent | 5.2% | 4.2% | 4.3% | 0.0% | 9.7% | 15.8% | 5.3% | 33.3% | 0.0% | 9.3% |
| Not at all | 5.6% | 5.6% | 8.5% | 2.9% | 9.7% | 70.3% | 3.5% | 0.0% | 10.0% | 24.7% |
| Don't know / Refuse to answer | 3.8% | 11.1% | 17.0% | 2.9% | 6.5% | 2.5% | 0.0% | 33.3% | 0.0% | 5.3% |
| Total | 100.0% | 100.0% | 100.0% | 100.0% | 100.0% | 100.0% | 100.0% | 100.0% | 100.0% | 100.0% |

Do you think it is in Lebanon's interest to separate the war track with Israel from the Islamabad negotiations? (By Age)

| Do you think it is in Lebanon's interest to separate the war track with Israel from the Islamabad negotiations? | 21-29 | 30-39 | 40-49 | 50-59 | 60-69 | 70+ | Total |
|---|---------------|---------------|---------------|---------------|---------------|---------------|---------------|
| Yes, to a large extent | 24.5% | 25.2% | 29.1% | 33.2% | 42.5% | 42.1% | 30.2% |
| Yes, to a certain extent | 20.5% | 22.5% | 22.4% | 29.2% | 24.6% | 26.3% | 23.8% |
| Neutral | 9.5% | 6.3% | 6.3% | 5.4% | 5.2% | 10.5% | 6.7% |
| No, to some extent | 10.5% | 8.6% | 9.4% | 10.9% | 6.0% | 10.5% | 9.3% |
| Not at all | 29.5% | 32.4% | 24.2% | 16.8% | 20.1% | 5.3% | 24.7% |
| Don't know / Refuse to answer | 5.5% | 5.0% | 8.5% | 4.5% | 1.5% | 5.3% | 5.3% |
| Total | 100.0% | 100.0% | 100.0% | 100.0% | 100.0% | 100.0% | 100.0% |

Base: 2000

Do you think it is in Lebanon's interest to separate the war track with Israel from the Islamabad negotiations? (By Gender)

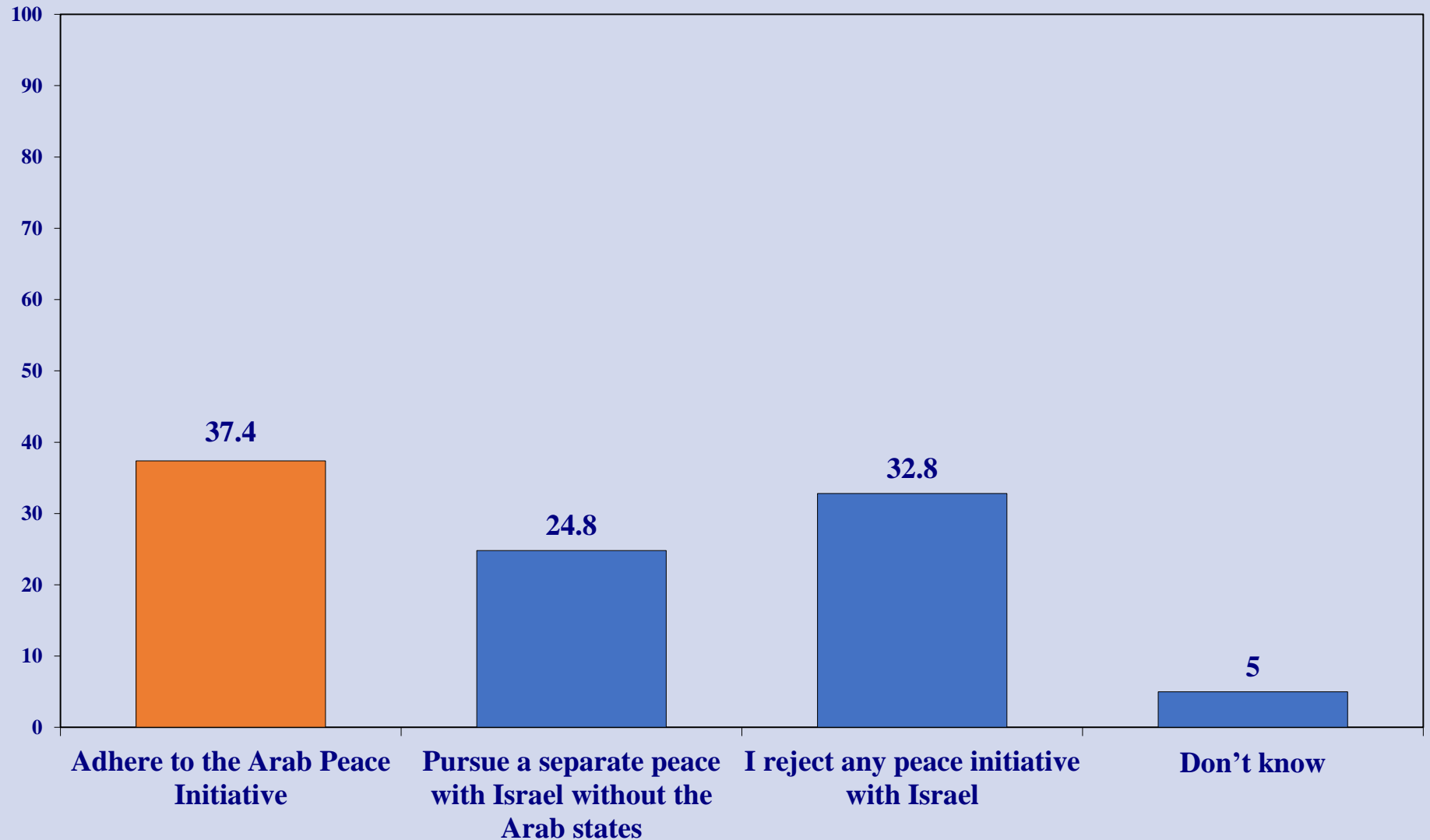
| Do you think it is in Lebanon's interest to separate the war track with Israel from the Islamabad negotiations? | Male | Female | Total |
|---|---------------|---------------|---------------|
| Yes, to a large extent | 29.8% | 30.6% | 30.2% |
| Yes, to a certain extent | 23.0% | 24.6% | 23.8% |
| Neutral | 5.6% | 7.8% | 6.7% |
| No, to some extent | 10.2% | 8.4% | 9.3% |
| Not at all | 28.6% | 20.8% | 24.7% |
| Don't know / Refuse to answer | 2.8% | 7.8% | 5.3% |
| Total | 100.0% | 100.0% | 100.0% |

Do you think it is in Lebanon's interest to separate the war track with Israel from the Islamabad negotiations? (By Governorate)

| Do you think it is in Lebanon's interest to separate the war track with Israel from the Islamabad negotiations? | Beirut | Mount Lebanon | Keserwan-Jbeil | North | South | Nabatieh | Bekaa | Baalbek-Hermel | Akkar | Total |
|---|---------------|---------------|----------------|---------------|---------------|---------------|---------------|----------------|---------------|---------------|
| Yes, to a large extent | 55.3% | 38.3% | 44.8% | 32.9% | 1.7% | 6.4% | 33.3% | 5.2% | 42.7% | 30.2% |
| Yes, to a certain extent | 12.8% | 33.1% | 19.0% | 17.1% | 12.1% | 23.1% | 37.7% | 11.7% | 37.3% | 23.8% |
| Neutral | 4.3% | 4.5% | 13.8% | 10.3% | 6.9% | 0.0% | 7.2% | 10.4% | 8.0% | 6.7% |
| No, to some extent | 0.0% | 2.8% | 12.1% | 8.9% | 13.8% | 12.8% | 14.5% | 29.9% | 8.0% | 9.3% |
| Not at all | 26.6% | 16.7% | 1.7% | 12.3% | 61.2% | 57.7% | 7.2% | 42.9% | 1.3% | 24.7% |
| Don't know / Refuse to answer | 1.1% | 4.5% | 8.6% | 18.5% | 4.3% | 0.0% | 0.0% | 0.0% | 2.7% | 5.3% |
| Total | 100.0% | 100.0% | 100.0% | 100.0% | 100.0% | 100.0% | 100.0% | 100.0% | 100.0% | 100.0% |

Base: 2000

Do you think Lebanon should:



Base: 2000

Do you think Lebanon should: (By Sect)

| Do you think Lebanon should: | Maronite | Greek Orthodox | Greek Catholic | Armenian Orthodox / Catholic | Sunni | Shia | Druze | Alawite | Christian minorities | Total |
|---|---------------|----------------|----------------|------------------------------|---------------|---------------|---------------|---------------|----------------------|---------------|
| Adhere to the Arab Peace Initiative | 41.8% | 34.7% | 34.0% | 29.4% | 59.5% | 19.0% | 21.1% | 22.2% | 10.0% | 37.4% |
| Pursue a separate peace with Israel without the Arab states | 43.7% | 48.6% | 40.4% | 61.8% | 11.1% | 1.4% | 66.7% | 11.1% | 60.0% | 24.8% |
| I reject any peace initiative with Israel | 6.6% | 6.9% | 8.5% | 0.0% | 27.2% | 77.1% | 12.3% | 66.7% | 10.0% | 32.8% |
| Don't know | 8.0% | 9.7% | 17.0% | 8.8% | 2.2% | 2.5% | 0.0% | 0.0% | 20.0% | 5.0% |
| Total | 100.0% | 100.0% | 100.0% | 100.0% | 100.0% | 100.0% | 100.0% | 100.0% | 100.0% | 100.0% |

Do you think Lebanon should: (By Age)

| Do you think Lebanon should: | 21-29 | 30-39 | 40-49 | 50-59 | 60-69 | 70+ | Total |
|---|---------------|---------------|---------------|---------------|---------------|---------------|---------------|
| Adhere to the Arab Peace Initiative | 36.0% | 40.1% | 37.7% | 30.2% | 45.5% | 36.8% | 37.4% |
| Pursue a separate peace with Israel without the Arab states | 15.0% | 15.8% | 28.7% | 37.1% | 26.9% | 42.1% | 24.8% |
| I reject any peace initiative with Israel | 44.5% | 36.9% | 28.7% | 29.7% | 22.4% | 15.8% | 32.8% |
| Don't know | 4.5% | 7.2% | 4.9% | 3.0% | 5.2% | 5.3% | 5.0% |
| Total | 100.0% | 100.0% | 100.0% | 100.0% | 100.0% | 100.0% | 100.0% |

Base: 2000

Do you think Lebanon should: (By Gender)

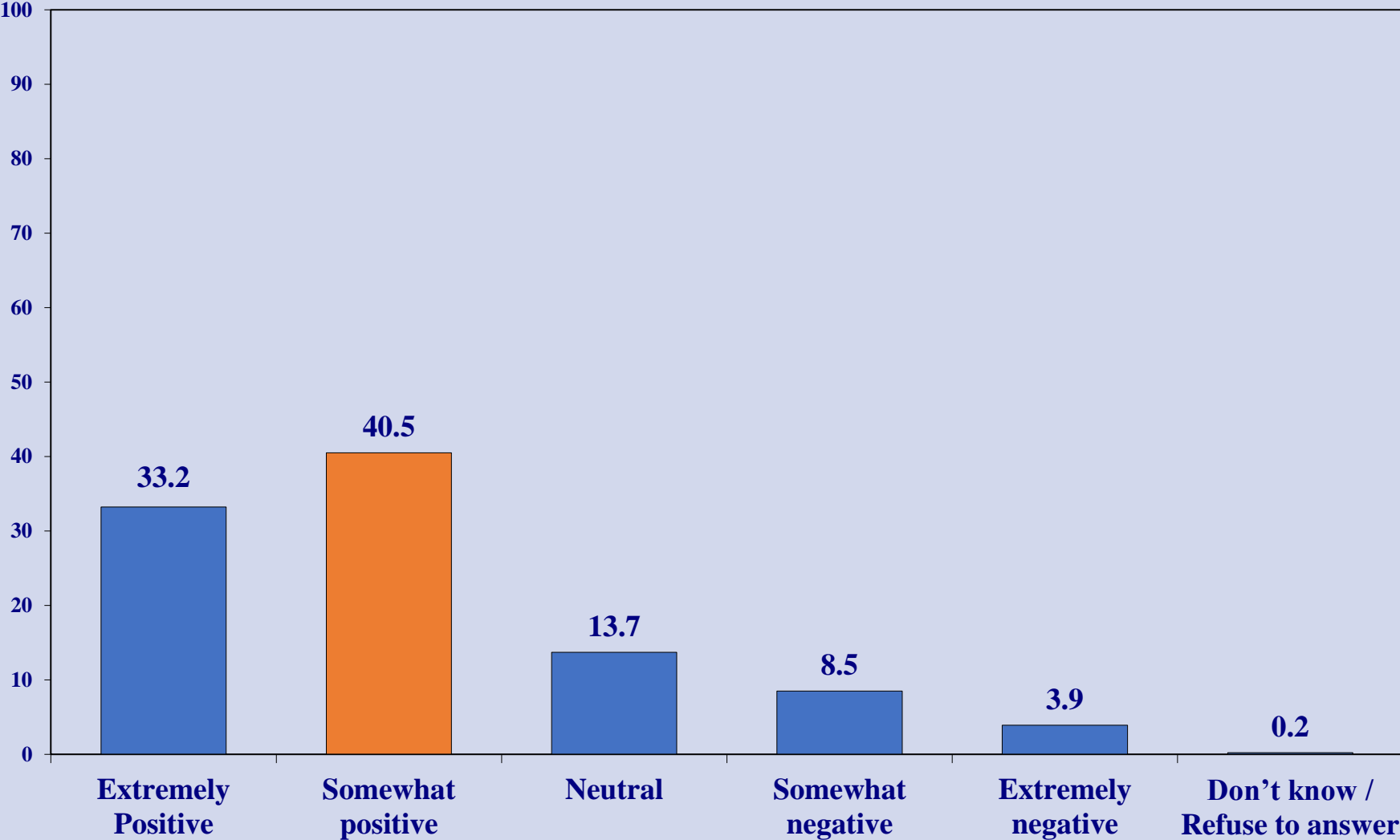
| Do you think Lebanon should: | Male | Female | Total |
|---|---------------|---------------|---------------|
| Adhere to the Arab Peace Initiative | 37.0% | 37.8% | 37.4% |
| Pursue a separate peace with Israel without the Arab states | 24.4% | 25.2% | 24.8% |
| I reject any peace initiative with Israel | 35.8% | 29.8% | 32.8% |
| Don't know | 2.8% | 7.2% | 5.0% |
| Total | 100.0% | 100.0% | 100.0% |

Do you think Lebanon should: (By Governorate)

| Do you think Lebanon should: | Beirut | Mount Lebanon | Keserwan-Jbeil | North | South | Nabatieh | Bekaa | Baalbek-Hermel | Akkar | Total |
|---|---------------|---------------|----------------|---------------|---------------|---------------|---------------|----------------|---------------|---------------|
| Adhere to the Arab Peace Initiative | 36.2% | 16.7% | 53.4% | 59.6% | 20.7% | 39.7% | 69.6% | 28.6% | 65.3% | 37.4% |
| Pursue a separate peace with Israel without the Arab states | 20.2% | 53.7% | 22.4% | 16.4% | 4.3% | 1.3% | 15.9% | 10.4% | 17.3% | 24.8% |
| I reject any peace initiative with Israel | 39.4% | 20.9% | 10.3% | 23.3% | 68.1% | 57.7% | 13.0% | 61.0% | 14.7% | 32.8% |
| Don't know | 4.3% | 8.7% | 13.8% | 0.7% | 6.9% | 1.3% | 1.4% | 0.0% | 2.7% | 5.0% |
| Total | 100.0% | 100.0% | 100.0% | 100.0% | 100.0% | 100.0% | 100.0% | 100.0% | 100.0% | 100.0% |

Base: 2000

How would you assess the performance of the Lebanese Army and its commander during the recent war and the ongoing ceasefire?



Base: 2000

How would you assess the performance of the Lebanese Army and its commander during the recent war and the ongoing ceasefire? (By Sect)

| How would you assess the performance of the Lebanese Army and its commander during the recent war and the ongoing ceasefire? | Maronite | Greek Orthodox | Greek Catholic | Armenian Orthodox / Catholic | Sunni | Shia | Druze | Alawite | Christian minorities | Total |
|--|---------------|----------------|----------------|------------------------------|---------------|---------------|---------------|---------------|----------------------|---------------|
| Extremely Positive | 28.6% | 36.1% | 44.7% | 23.5% | 33.0% | 26.9% | 71.9% | 33.3% | 50.0% | 33.2% |
| Somewhat positive | 38.5% | 45.8% | 40.4% | 38.2% | 42.3% | 41.9% | 21.1% | 66.7% | 50.0% | 40.5% |
| Neutral | 20.7% | 4.2% | 10.6% | 8.8% | 10.0% | 18.6% | 3.5% | 0.0% | 0.0% | 13.7% |
| Somewhat negative | 7.0% | 12.5% | 4.3% | 29.4% | 7.2% | 9.7% | 3.5% | 0.0% | 0.0% | 8.5% |
| Extremely negative | 4.7% | 0.0% | 0.0% | 0.0% | 7.5% | 2.9% | 0.0% | 0.0% | 0.0% | 3.9% |
| Don't know / Refuse to answer | 0.5% | 1.4% | 0.0% | 0.0% | 0.0% | 0.0% | 0.0% | 0.0% | 0.0% | 0.2% |
| Total | 100.0% | 100.0% | 100.0% | 100.0% | 100.0% | 100.0% | 100.0% | 100.0% | 100.0% | 100.0% |

How would you assess the performance of the Lebanese Army and its commander during the recent war and the ongoing ceasefire? (By Age)

| How would you assess the performance of the Lebanese Army and its commander during the recent war and the ongoing ceasefire? | 21-29 | 30-39 | 40-49 | 50-59 | 60-69 | 70+ | Total |
|--|---------------|---------------|---------------|---------------|---------------|---------------|---------------|
| Extremely Positive | 34.0% | 29.7% | 30.0% | 37.1% | 35.8% | 42.1% | 33.2% |
| Somewhat positive | 42.5% | 44.6% | 42.6% | 34.7% | 37.3% | 31.6% | 40.5% |
| Neutral | 11.5% | 14.0% | 13.9% | 17.3% | 11.9% | 5.3% | 13.7% |
| Somewhat negative | 5.5% | 8.6% | 9.0% | 8.4% | 11.2% | 15.8% | 8.5% |
| Extremely negative | 6.5% | 3.2% | 3.6% | 2.5% | 3.7% | 5.3% | 3.9% |
| Don't know / Refuse to answer | 0.0% | 0.0% | 0.9% | 0.0% | 0.0% | 0.0% | 0.2% |
| Total | 100.0% | 100.0% | 100.0% | 100.0% | 100.0% | 100.0% | 100.0% |

Base: 2000

How would you assess the performance of the Lebanese Army and its commander during the recent war and the ongoing ceasefire? (By Gender)

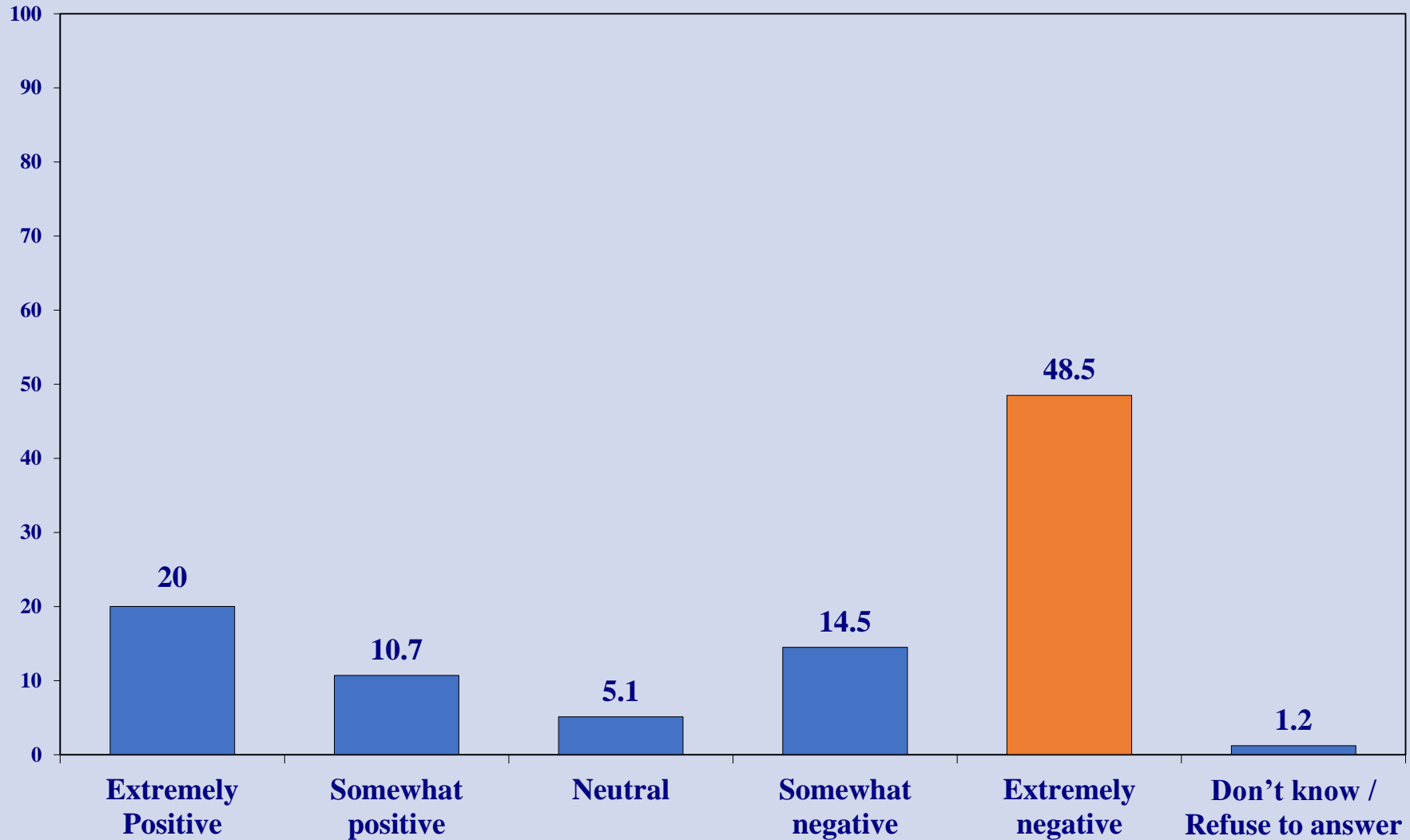
| How would you assess the performance of the Lebanese Army and its commander during the recent war and the ongoing ceasefire? | Male | Female | Total |
|--|---------------|---------------|---------------|
| Extremely Positive | 32.4% | 34.0% | 33.2% |
| Somewhat positive | 41.0% | 40.0% | 40.5% |
| Neutral | 13.2% | 14.2% | 13.7% |
| Somewhat negative | 9.6% | 7.4% | 8.5% |
| Extremely negative | 3.8% | 4.0% | 3.9% |
| Don't know / Refuse to answer | 0.0% | 0.4% | 0.2% |
| Total | 100.0% | 100.0% | 100.0% |

How would you assess the performance of the Lebanese Army and its commander during the recent war and the ongoing ceasefire? (By Governorate)

| How would you assess the performance of the Lebanese Army and its commander during the recent war and the ongoing ceasefire? | Beirut | Mount Lebanon | Keserwan-Jbeil | North | South | Nabatieh | Bekaa | Baalbek-Hermel | Akkar | Total |
|--|---------------|---------------|----------------|---------------|---------------|---------------|---------------|----------------|---------------|---------------|
| Extremely Positive | 43.6% | 38.0% | 32.8% | 34.2% | 25.0% | 15.4% | 43.5% | 24.7% | 30.7% | 33.2% |
| Somewhat positive | 22.3% | 33.1% | 24.1% | 34.2% | 49.1% | 73.1% | 56.5% | 32.5% | 62.7% | 40.5% |
| Neutral | 18.1% | 16.7% | 22.4% | 6.8% | 17.2% | 1.3% | 0.0% | 33.8% | 2.7% | 13.7% |
| Somewhat negative | 7.4% | 9.1% | 19.0% | 13.0% | 7.8% | 9.0% | 0.0% | 5.2% | 2.7% | 8.5% |
| Extremely negative | 8.5% | 2.4% | 1.7% | 11.6% | 0.9% | 1.3% | 0.0% | 3.9% | 1.3% | 3.9% |
| Don't know / Refuse to answer | 0.0% | 0.7% | 0.0% | 0.0% | 0.0% | 0.0% | 0.0% | 0.0% | 0.0% | 0.2% |
| Total | 100.0% | 100.0% | 100.0% | 100.0% | 100.0% | 100.0% | 100.0% | 100.0% | 100.0% | 100.0% |

Base: 2000

How do you assess the impact of Iran's role on the situation in Lebanon?



Base: 2000

How do you assess the impact of Iran's role on the situation in Lebanon? (By Sect)

| How do you assess the impact of Iran's role on the situation in Lebanon? | Maronite | Greek Orthodox | Greek Catholic | Armenian Orthodox / Catholic | Sunni | Shia | Druze | Alawite | Christian minorities | Total |
|--|---------------|----------------|----------------|------------------------------|---------------|---------------|---------------|---------------|----------------------|---------------|
| Extremely Positive | 3.3% | 1.4% | 4.3% | 0.0% | 5.4% | 61.3% | 1.8% | 22.2% | 10.0% | 20.0% |
| Somewhat positive | 2.8% | 5.6% | 4.3% | 0.0% | 7.2% | 24.7% | 3.5% | 44.4% | 0.0% | 10.7% |
| Neutral | 1.4% | 1.4% | 10.6% | 0.0% | 7.9% | 6.5% | 1.8% | 0.0% | 10.0% | 5.1% |
| Somewhat negative | 19.2% | 15.3% | 12.8% | 38.2% | 18.3% | 5.7% | 10.5% | 11.1% | 0.0% | 14.5% |
| Extremely negative | 71.8% | 70.8% | 59.6% | 61.8% | 61.3% | 1.4% | 82.5% | 22.2% | 80.0% | 48.5% |
| Don't know / Refuse to answer | 1.4% | 5.6% | 8.5% | 0.0% | 0.0% | 0.4% | 0.0% | 0.0% | 0.0% | 1.2% |
| Total | 100.0% | 100.0% | 100.0% | 100.0% | 100.0% | 100.0% | 100.0% | 100.0% | 100.0% | 100.0% |

How do you assess the impact of Iran's role on the situation in Lebanon? (By Age)

| How do you assess the impact of Iran's role on the situation in Lebanon? | 21-29 | 30-39 | 40-49 | 50-59 | 60-69 | 70+ | Total |
|--|---------------|---------------|---------------|---------------|---------------|---------------|---------------|
| Extremely Positive | 27.0% | 22.1% | 19.7% | 15.8% | 14.9% | 5.3% | 20.0% |
| Somewhat positive | 11.5% | 14.4% | 9.4% | 9.9% | 7.5% | 5.3% | 10.7% |
| Neutral | 6.0% | 6.8% | 5.8% | 3.0% | 3.7% | 0.0% | 5.1% |
| Somewhat negative | 13.0% | 15.3% | 17.0% | 12.9% | 11.9% | 26.3% | 14.5% |
| Extremely negative | 42.0% | 40.1% | 46.6% | 56.9% | 60.4% | 63.2% | 48.5% |
| Don't know / Refuse to answer | 0.5% | 1.4% | 1.3% | 1.5% | 1.5% | 0.0% | 1.2% |
| Total | 100.0% | 100.0% | 100.0% | 100.0% | 100.0% | 100.0% | 100.0% |

Base: 2000

How do you assess the impact of Iran's role on the situation in Lebanon? (By Gender)

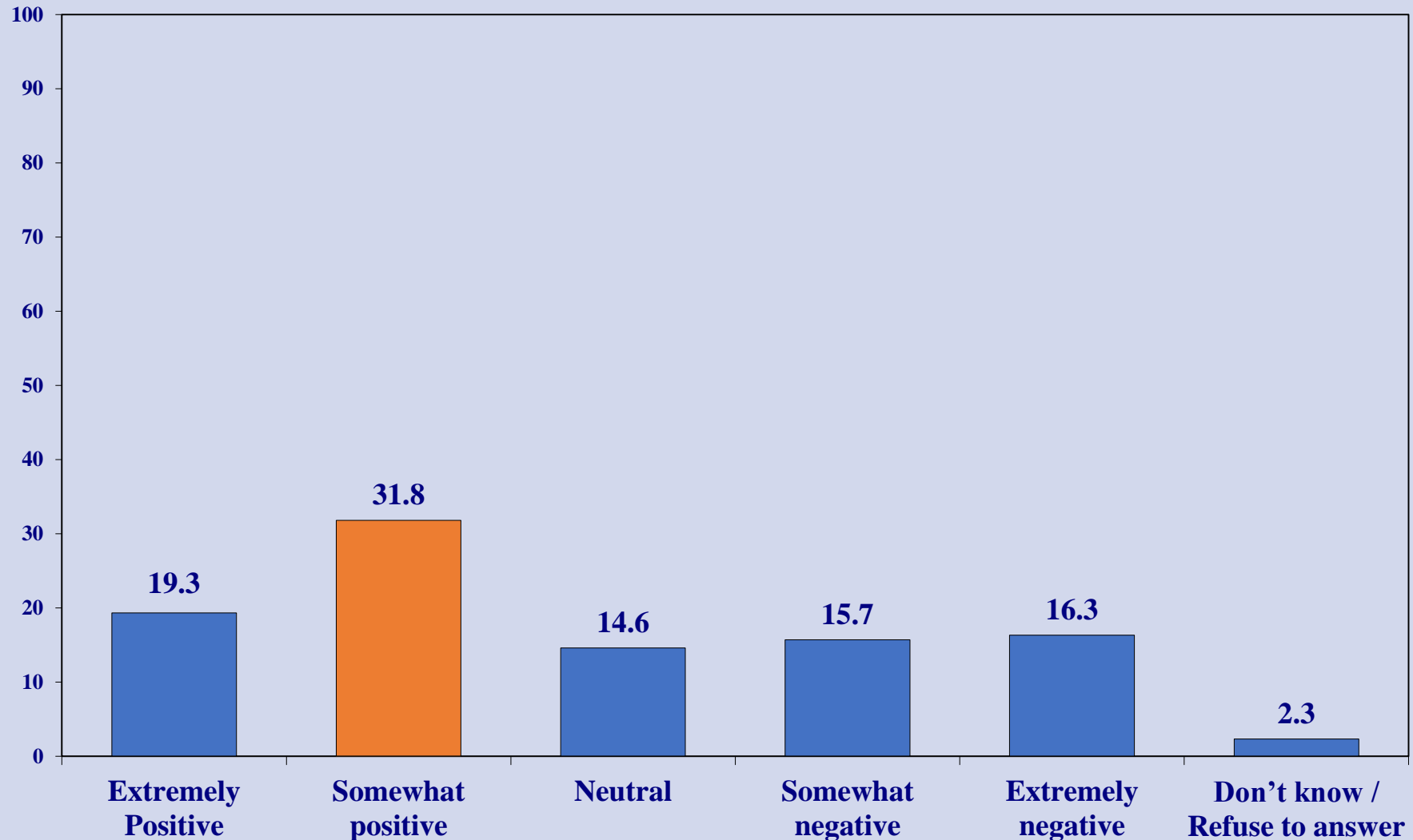
| How do you assess the impact of Iran's role on the situation in Lebanon? | Male | Female | Total |
|--|---------------|---------------|---------------|
| Extremely Positive | 23.4% | 16.6% | 20.0% |
| Somewhat positive | 10.4% | 11.0% | 10.7% |
| Neutral | 5.8% | 4.4% | 5.1% |
| Somewhat negative | 13.4% | 15.6% | 14.5% |
| Extremely negative | 46.4% | 50.6% | 48.5% |
| Don't know / Refuse to answer | 0.6% | 1.8% | 1.2% |
| Total | 100.0% | 100.0% | 100.0% |

How do you assess the impact of Iran's role on the situation in Lebanon? (By Governorate)

| How do you assess the impact of Iran's role on the situation in Lebanon? | Beirut | Mount Lebanon | Keserwan-Jbeil | North | South | Nabatieh | Bekaa | Baalbek-Hermel | Akkar | Total |
|--|---------------|---------------|----------------|---------------|---------------|---------------|---------------|----------------|---------------|---------------|
| Extremely Positive | 21.3% | 15.7% | 6.9% | 5.5% | 32.8% | 42.3% | 11.6% | 57.1% | 0.0% | 20.0% |
| Somewhat positive | 5.3% | 4.2% | 12.1% | 7.5% | 27.6% | 25.6% | 4.3% | 13.0% | 9.3% | 10.7% |
| Neutral | 7.4% | 2.4% | 10.3% | 1.4% | 12.1% | 1.3% | 8.7% | 10.4% | 0.0% | 5.1% |
| Somewhat negative | 9.6% | 13.2% | 13.8% | 6.8% | 16.4% | 17.9% | 27.5% | 3.9% | 33.3% | 14.5% |
| Extremely negative | 56.4% | 60.6% | 55.2% | 78.8% | 11.2% | 12.8% | 47.8% | 15.6% | 57.3% | 48.5% |
| Don't know / Refuse to answer | 0.0% | 3.8% | 1.7% | 0.0% | 0.0% | 0.0% | 0.0% | 0.0% | 0.0% | 1.2% |
| Total | 100.0% | 100.0% | 100.0% | 100.0% | 100.0% | 100.0% | 100.0% | 100.0% | 100.0% | 100.0% |

Base: 2000

How do you assess the impact of Saudi Arabia's role on the situation in Lebanon?



Base: 2000

How do you assess the impact of Saudi Arabia's role on the situation in Lebanon? (By Sect)

| How do you assess the impact of Saudi Arabia's role on the situation in Lebanon? | Maronite | Greek Orthodox | Greek Catholic | Armenian Orthodox / Catholic | Sunni | Shia | Druze | Alawite | Christian minorities | Total |
|--|---------------|----------------|----------------|------------------------------|---------------|---------------|---------------|---------------|----------------------|---------------|
| Extremely Positive | 31.0% | 15.3% | 14.9% | 2.9% | 25.4% | 1.1% | 54.4% | 0.0% | 30.0% | 19.3% |
| Somewhat positive | 35.7% | 48.6% | 25.5% | 70.6% | 37.3% | 17.6% | 26.3% | 11.1% | 20.0% | 31.8% |
| Neutral | 14.6% | 11.1% | 19.1% | 11.8% | 15.4% | 15.4% | 3.5% | 44.4% | 20.0% | 14.6% |
| Somewhat negative | 8.5% | 13.9% | 17.0% | 8.8% | 13.3% | 26.9% | 5.3% | 22.2% | 10.0% | 15.7% |
| Extremely negative | 7.0% | 5.6% | 8.5% | 5.9% | 8.2% | 38.0% | 10.5% | 22.2% | 10.0% | 16.3% |
| Don't know / Refuse to answer | 3.3% | 5.6% | 14.9% | 0.0% | 0.4% | 1.1% | 0.0% | 0.0% | 10.0% | 2.3% |
| Total | 100.0% | 100.0% | 100.0% | 100.0% | 100.0% | 100.0% | 100.0% | 100.0% | 100.0% | 100.0% |

How do you assess the impact of Saudi Arabia's role on the situation in Lebanon? (By Age)

| How do you assess the impact of Saudi Arabia's role on the situation in Lebanon? | 21-29 | 30-39 | 40-49 | 50-59 | 60-69 | 70+ | Total |
|--|---------------|---------------|---------------|---------------|---------------|---------------|---------------|
| Extremely Positive | 13.0% | 12.6% | 20.2% | 20.8% | 33.6% | 36.8% | 19.3% |
| Somewhat positive | 29.5% | 31.1% | 32.3% | 35.6% | 31.3% | 21.1% | 31.8% |
| Neutral | 17.0% | 15.8% | 14.8% | 13.4% | 10.4% | 15.8% | 14.6% |
| Somewhat negative | 17.0% | 18.5% | 16.6% | 15.8% | 8.2% | 10.5% | 15.7% |
| Extremely negative | 21.0% | 19.4% | 13.9% | 12.4% | 14.9% | 10.5% | 16.3% |
| Don't know / Refuse to answer | 2.5% | 2.7% | 2.2% | 2.0% | 1.5% | 5.3% | 2.3% |
| Total | 100.0% | 100.0% | 100.0% | 100.0% | 100.0% | 100.0% | 100.0% |

Base: 2000

How do you assess the impact of Saudi Arabia's role on the situation in Lebanon? (By Gender)

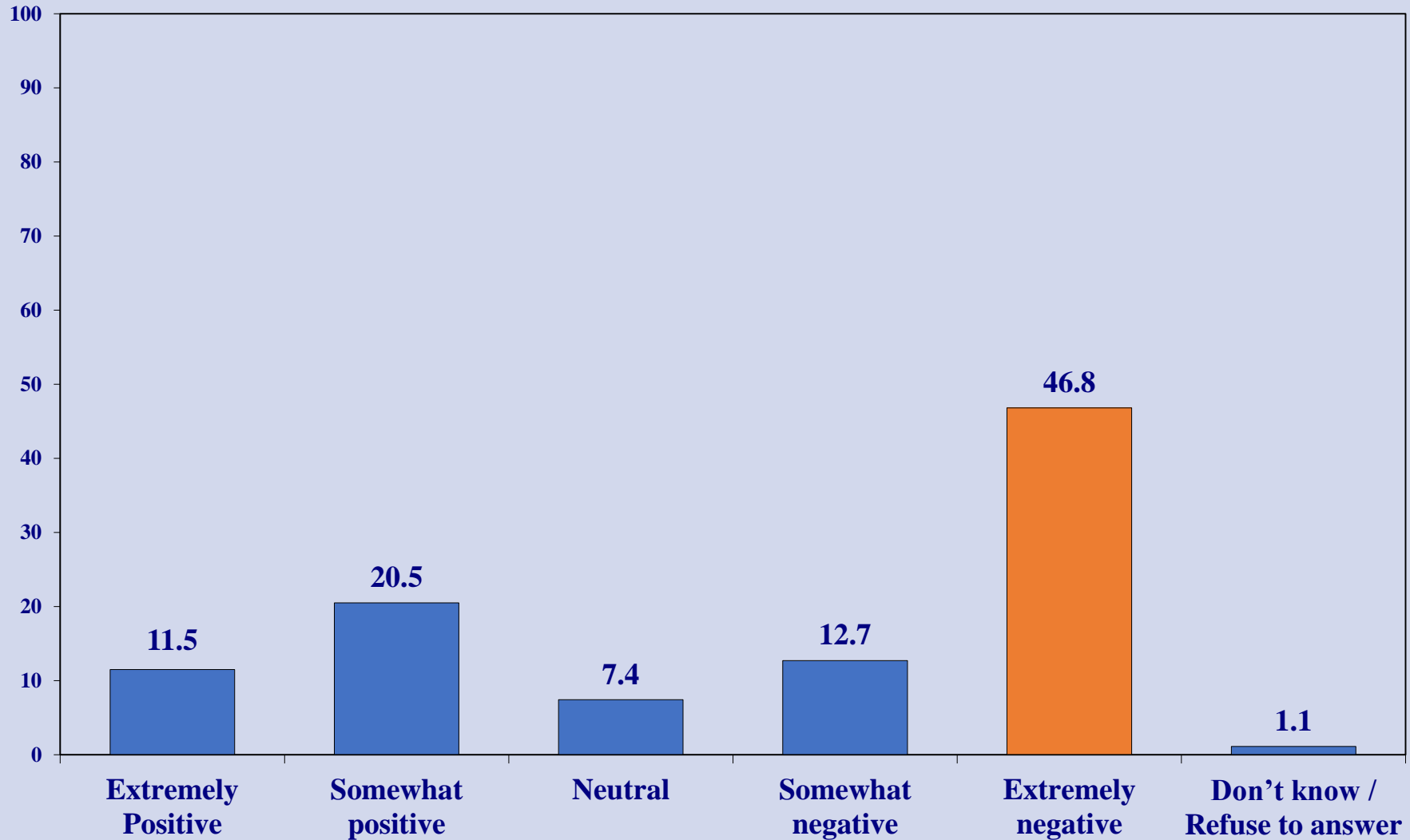
| How do you assess the impact of Saudi Arabia's role on the situation in Lebanon? | Male | Female | Total |
|--|---------------|---------------|---------------|
| Extremely Positive | 21.6% | 17.0% | 19.3% |
| Somewhat positive | 29.4% | 34.2% | 31.8% |
| Neutral | 12.8% | 16.4% | 14.6% |
| Somewhat negative | 16.6% | 14.8% | 15.7% |
| Extremely negative | 18.0% | 14.6% | 16.3% |
| Don't know / Refuse to answer | 1.6% | 3.0% | 2.3% |
| Total | 100.0% | 100.0% | 100.0% |

How do you assess the impact of Saudi Arabia's role on the situation in Lebanon? (By Governorate)

| How do you assess the impact of Saudi Arabia's role on the situation in Lebanon? | Beirut | Mount Lebanon | Keserwan-Jbeil | North | South | Nabatieh | Bekaa | Baalbek-Hermel | Akkar | Total |
|--|---------------|---------------|----------------|---------------|---------------|---------------|---------------|----------------|---------------|---------------|
| Extremely Positive | 23.4% | 27.5% | 17.2% | 28.8% | 3.4% | 1.3% | 34.8% | 6.5% | 8.0% | 19.3% |
| Somewhat positive | 20.2% | 35.2% | 36.2% | 32.9% | 26.7% | 32.1% | 29.0% | 20.8% | 49.3% | 31.8% |
| Neutral | 17.0% | 11.1% | 15.5% | 8.2% | 12.1% | 1.3% | 30.4% | 29.9% | 24.0% | 14.6% |
| Somewhat negative | 11.7% | 7.0% | 12.1% | 15.1% | 31.9% | 28.2% | 5.8% | 26.0% | 18.7% | 15.7% |
| Extremely negative | 27.7% | 13.6% | 12.1% | 14.4% | 25.0% | 35.9% | 0.0% | 16.9% | 0.0% | 16.3% |
| Don't know / Refuse to answer | 0.0% | 5.6% | 6.9% | 0.7% | 0.9% | 1.3% | 0.0% | 0.0% | 0.0% | 2.3% |
| Total | 100.0% | 100.0% | 100.0% | 100.0% | 100.0% | 100.0% | 100.0% | 100.0% | 100.0% | 100.0% |

Base: 2000

How do you assess the impact of USA's role on the situation in Lebanon?



Base: 2000

How do you assess the impact of USA's role on the situation in Lebanon? (By Sect)

| How do you assess the impact of USA's role on the situation in Lebanon? | Maronite | Greek Orthodox | Greek Catholic | Armenian Orthodox / Catholic | Sunni | Shia | Druze | Alawite | Christian minorities | Total |
|---|---------------|----------------|----------------|------------------------------|---------------|---------------|---------------|---------------|----------------------|---------------|
| Extremely Positive | 22.5% | 19.4% | 14.9% | 8.8% | 3.2% | 0.0% | 49.1% | 0.0% | 60.0% | 11.5% |
| Somewhat positive | 42.3% | 37.5% | 27.7% | 55.9% | 13.3% | 0.4% | 28.1% | 0.0% | 20.0% | 20.5% |
| Neutral | 7.0% | 4.2% | 21.3% | 20.6% | 9.7% | 2.9% | 5.3% | 0.0% | 10.0% | 7.4% |
| Somewhat negative | 9.4% | 9.7% | 4.3% | 2.9% | 19.7% | 12.9% | 3.5% | 44.4% | 0.0% | 12.7% |
| Extremely negative | 16.9% | 25.0% | 25.5% | 11.8% | 54.1% | 83.5% | 14.0% | 55.6% | 10.0% | 46.8% |
| Don't know / Refuse to answer | 1.9% | 4.2% | 6.4% | 0.0% | 0.0% | 0.4% | 0.0% | 0.0% | 0.0% | 1.1% |
| Total | 100.0% | 100.0% | 100.0% | 100.0% | 100.0% | 100.0% | 100.0% | 100.0% | 100.0% | 100.0% |

How do you assess the impact of USA's role on the situation in Lebanon? (By Age)

| How do you assess the impact of USA's role on the situation in Lebanon? | 21-29 | 30-39 | 40-49 | 50-59 | 60-69 | 70+ | Total |
|---|---------------|---------------|---------------|---------------|---------------|---------------|---------------|
| Extremely Positive | 5.0% | 4.5% | 13.0% | 17.3% | 18.7% | 31.6% | 11.5% |
| Somewhat positive | 16.5% | 19.8% | 21.5% | 21.3% | 23.9% | 26.3% | 20.5% |
| Neutral | 5.0% | 7.2% | 9.4% | 7.9% | 7.5% | 5.3% | 7.4% |
| Somewhat negative | 16.5% | 12.6% | 12.1% | 12.4% | 9.0% | 10.5% | 12.7% |
| Extremely negative | 56.5% | 53.6% | 43.9% | 39.6% | 39.6% | 26.3% | 46.8% |
| Don't know / Refuse to answer | 0.5% | 2.3% | 0.0% | 1.5% | 1.5% | 0.0% | 1.1% |
| Total | 100.0% | 100.0% | 100.0% | 100.0% | 100.0% | 100.0% | 100.0% |

Base: 2000

How do you assess the impact of USA's role on the situation in Lebanon? (By Gender)

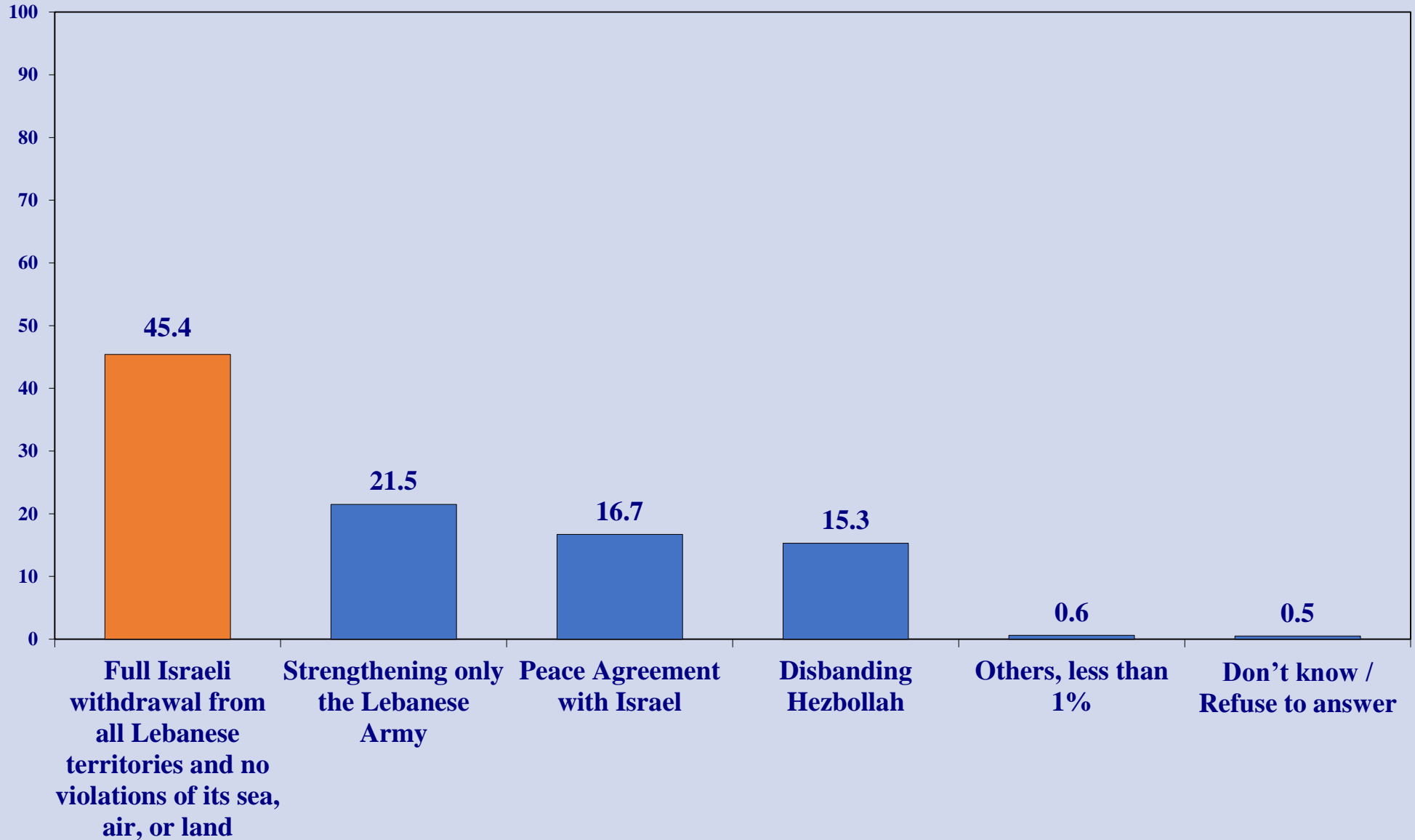
| How do you assess the impact of USA's role on the situation in Lebanon? | Male | Female | Total |
|---|---------------|---------------|---------------|
| Extremely Positive | 12.2% | 10.8% | 11.5% |
| Somewhat positive | 19.4% | 21.6% | 20.5% |
| Neutral | 6.4% | 8.4% | 7.4% |
| Somewhat negative | 12.4% | 13.0% | 12.7% |
| Extremely negative | 48.8% | 44.8% | 46.8% |
| Don't know / Refuse to answer | 0.8% | 1.4% | 1.1% |
| Total | 100.0% | 100.0% | 100.0% |

How do you assess the impact of USA's role on the situation in Lebanon? (By Governorate)

| How do you assess the impact of USA's role on the situation in Lebanon? | Beirut | Mount Lebanon | Keserwan-Jbeil | North | South | Nabatieh | Bekaa | Baalbek-Hermel | Akkar | Total |
|---|---------------|---------------|----------------|---------------|---------------|---------------|---------------|----------------|---------------|---------------|
| Extremely Positive | 11.7% | 25.1% | 8.6% | 15.8% | 0.9% | 1.3% | 1.4% | 1.3% | 0.0% | 11.5% |
| Somewhat positive | 16.0% | 33.8% | 31.0% | 17.1% | 4.3% | 10.3% | 29.0% | 5.2% | 17.3% | 20.5% |
| Neutral | 3.2% | 9.1% | 1.7% | 2.7% | 1.7% | 1.3% | 26.1% | 11.7% | 13.3% | 7.4% |
| Somewhat negative | 5.3% | 3.8% | 25.9% | 13.0% | 12.9% | 15.4% | 23.2% | 7.8% | 37.3% | 12.7% |
| Extremely negative | 63.8% | 24.4% | 32.8% | 51.4% | 80.2% | 71.8% | 20.3% | 74.0% | 32.0% | 46.8% |
| Don't know / Refuse to answer | 0.0% | 3.8% | 0.0% | 0.0% | 0.0% | 0.0% | 0.0% | 0.0% | 0.0% | 1.1% |
| Total | 100.0% | 100.0% | 100.0% | 100.0% | 100.0% | 100.0% | 100.0% | 100.0% | 100.0% | 100.0% |

Base: 2000

In your opinion, what is the best option to ensure stability in Lebanon?



Base: 2000

In your opinion, what is the best option to ensure stability in Lebanon? (By Sect)

| In your opinion, what is the best option to ensure stability in Lebanon? | Maronite | Greek Orthodox | Greek Catholic | Armenian Orthodox / Catholic | Sunni | Shia | Druze | Alawite | Christian minorities | Total |
|--|---------------|----------------|----------------|------------------------------|---------------|---------------|---------------|---------------|----------------------|---------------|
| Full Israeli withdrawal from all Lebanese territories and no violations of its sea, air, or land | 18.3% | 23.6% | 23.4% | 17.6% | 40.5% | 89.2% | 17.5% | 88.9% | 10.0% | 45.4% |
| Strengthening only the Lebanese Army | 20.2% | 23.6% | 25.5% | 20.6% | 40.9% | 5.4% | 8.8% | 0.0% | 20.0% | 21.5% |
| Peace Agreement with Israel | 31.9% | 26.4% | 25.5% | 2.9% | 5.4% | 3.9% | 64.9% | 0.0% | 40.0% | 16.7% |
| Disbanding Hezbollah | 29.1% | 25.0% | 21.3% | 58.8% | 12.9% | 0.0% | 8.8% | 0.0% | 20.0% | 15.3% |
| Others, less than 1% | 0.5% | 0.0% | 0.0% | 0.0% | 0.4% | 1.4% | 0.0% | 0.0% | 0.0% | 0.6% |
| Don't know / Refuse to answer | 0.0% | 1.4% | 4.3% | 0.0% | 0.0% | 0.0% | 0.0% | 11.1% | 10.0% | 0.5% |
| Total | 100.0% | 100.0% | 100.0% | 100.0% | 100.0% | 100.0% | 100.0% | 100.0% | 100.0% | 100.0% |

In your opinion, what is the best option to ensure stability in Lebanon? (By Age)

| In your opinion, what is the best option to ensure stability in Lebanon? | 21-29 | 30-39 | 40-49 | 50-59 | 60-69 | 70+ | Total |
|--|---------------|---------------|---------------|---------------|---------------|---------------|---------------|
| Full Israeli withdrawal from all Lebanese territories and no violations of its sea, air, or land | 55.0% | 51.8% | 43.9% | 38.1% | 36.6% | 26.3% | 45.4% |
| Strengthening only the Lebanese Army | 19.5% | 23.4% | 20.2% | 19.8% | 26.1% | 21.1% | 21.5% |
| Peace Agreement with Israel | 11.0% | 10.8% | 19.3% | 25.7% | 13.4% | 42.1% | 16.7% |
| Disbanding Hezbollah | 13.5% | 13.1% | 16.1% | 14.4% | 22.4% | 10.5% | 15.3% |
| Others, less than 1% | 0.5% | 0.5% | 0.4% | 1.0% | 0.7% | 0.0% | 0.6% |
| Don't know / Refuse to answer | 0.5% | 0.5% | 0.0% | 1.0% | 0.7% | 0.0% | 0.5% |
| Total | 100.0% | 100.0% | 100.0% | 100.0% | 100.0% | 100.0% | 100.0% |

Base: 2000

In your opinion, what is the best option to ensure stability in Lebanon? (By Gender)

| In your opinion, what is the best option to ensure stability in Lebanon? | Male | Female | Total |
|--|---------------|---------------|---------------|
| Full Israeli withdrawal from all Lebanese territories and no violations of its sea, air, or land | 47.8% | 43.0% | 45.4% |
| Strengthening only the Lebanese Army | 19.8% | 23.2% | 21.5% |
| Peace Agreement with Israel | 16.8% | 16.6% | 16.7% |
| Disbanding Hezbollah | 14.4% | 16.2% | 15.3% |
| Others, less than 1% | 0.6% | 0.6% | 0.6% |
| Don't know / Refuse to answer | 0.6% | 0.4% | 0.5% |
| Total | 100.0% | 100.0% | 100.0% |

In your opinion, what is the best option to ensure stability in Lebanon? (By Governorate)

| In your opinion, what is the best option to ensure stability in Lebanon? | Beirut | Mount Lebanon | Keserwan-Jbeil | North | South | Nabatieh | Bekaa | Baalbek-Hermel | Akkar | Total |
|--|---------------|---------------|----------------|---------------|---------------|---------------|---------------|----------------|---------------|---------------|
| Full Israeli withdrawal from all Lebanese territories and no violations of its sea, air, or land | 45.7% | 25.4% | 48.3% | 32.9% | 80.2% | 65.4% | 30.4% | 81.8% | 45.3% | 45.4% |
| Strengthening only the Lebanese Army | 29.8% | 17.4% | 15.5% | 35.6% | 10.3% | 7.7% | 26.1% | 7.8% | 45.3% | 21.5% |
| Peace Agreement with Israel | 12.8% | 36.9% | 8.6% | 6.8% | 7.8% | 21.8% | 10.1% | 0.0% | 1.3% | 16.7% |
| Disbanding Hezbollah | 10.6% | 18.5% | 27.6% | 24.7% | 0.9% | 1.3% | 33.3% | 10.4% | 6.7% | 15.3% |
| Others, less than 1% | 1.1% | 0.3% | 0.0% | 0.0% | 0.9% | 3.8% | 0.0% | 0.0% | 0.0% | 0.6% |
| Don't know / Refuse to answer | 0.0% | 1.4% | 0.0% | 0.0% | 0.0% | 0.0% | 0.0% | 0.0% | 1.3% | 0.5% |
| Total | 100.0% | 100.0% | 100.0% | 100.0% | 100.0% | 100.0% | 100.0% | 100.0% | 100.0% | 100.0% |

Base: 2000

If Hezbollah hands over its weapons to the state, what would you prefer:



Base: 2000

If Hezbollah hands over its weapons to the state, what would you prefer: (By Sect)

| If Hezbollah hands over its weapons to the state, what would you prefer: | Maronite | Greek Orthodox | Greek Catholic | Armenian Orthodox / Catholic | Sunni | Shia | Druze | Alawite | Christian minorities | Total |
|--|---------------|----------------|----------------|------------------------------|---------------|---------------|---------------|---------------|----------------------|---------------|
| Retaining the weapons and training the Lebanese Army to use them | 87.3% | 80.6% | 68.1% | 91.2% | 83.2% | 50.2% | 57.9% | 77.8% | 60.0% | 72.5% |
| Transferring the weapons to Iran | 2.8% | 4.2% | 2.1% | 0.0% | 7.2% | 36.6% | 0.0% | 0.0% | 0.0% | 13.2% |
| Destroying the weapons | 6.6% | 6.9% | 23.4% | 8.8% | 7.5% | 0.4% | 35.1% | 22.2% | 30.0% | 8.0% |
| Keeping the weapons with Hezbollah | 0.5% | 1.4% | 2.1% | 0.0% | 0.4% | 11.8% | 3.5% | 0.0% | 10.0% | 4.0% |
| Transferring the weapons to an external party | 2.8% | 6.9% | 4.3% | 0.0% | 1.8% | 1.1% | 3.5% | 0.0% | 0.0% | 2.3% |
| Total | 100.0% | 100.0% | 100.0% | 100.0% | 100.0% | 100.0% | 100.0% | 100.0% | 100.0% | 100.0% |

If Hezbollah hands over its weapons to the state, what would you prefer: (By Age)

| If Hezbollah hands over its weapons to the state, what would you prefer: | 21-29 | 30-39 | 40-49 | 50-59 | 60-69 | 70+ | Total |
|--|---------------|---------------|---------------|---------------|---------------|---------------|---------------|
| Retaining the weapons and training the Lebanese Army to use them | 69.0% | 70.7% | 71.7% | 74.3% | 79.1% | 73.7% | 72.5% |
| Transferring the weapons to Iran | 14.5% | 15.3% | 16.1% | 10.9% | 7.5% | 5.3% | 13.2% |
| Destroying the weapons | 9.5% | 7.2% | 4.5% | 10.4% | 7.5% | 21.1% | 8.0% |
| Keeping the weapons with Hezbollah | 4.0% | 4.1% | 5.4% | 3.5% | 3.0% | 0.0% | 4.0% |
| Transferring the weapons to an external party | 3.0% | 2.7% | 2.2% | 1.0% | 3.0% | 0.0% | 2.3% |
| Total | 100.0% | 100.0% | 100.0% | 100.0% | 100.0% | 100.0% | 100.0% |

Base: 2000

If Hezbollah hands over its weapons to the state, what would you prefer: (By Gender)

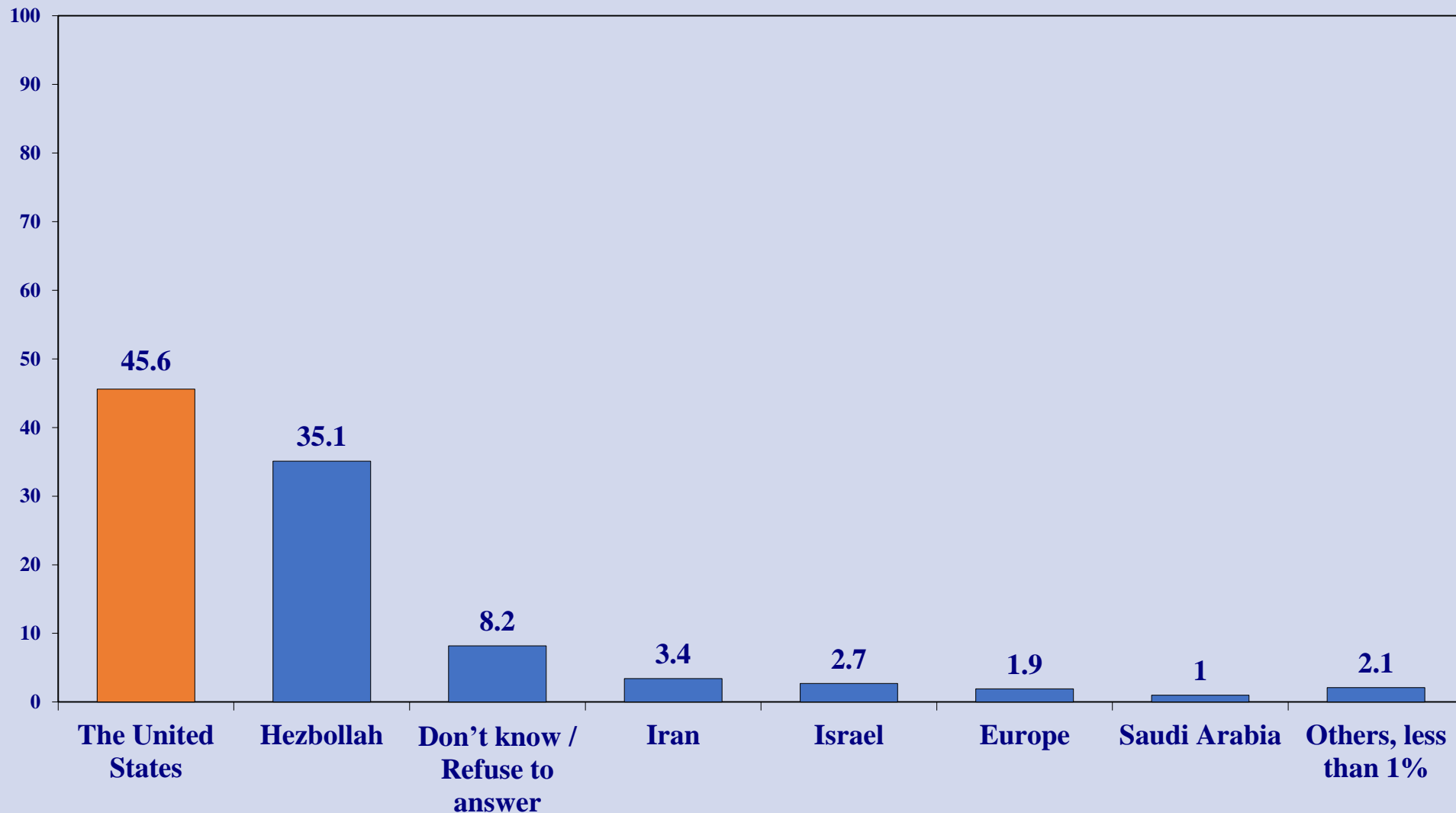
| If Hezbollah hands over its weapons to the state, what would you prefer: | Male | Female | Total |
|--|---------------|---------------|---------------|
| Retaining the weapons and training the Lebanese Army to use them | 70.6% | 74.4% | 72.5% |
| Transferring the weapons to Iran | 13.2% | 13.2% | 13.2% |
| Destroying the weapons | 7.4% | 8.6% | 8.0% |
| Keeping the weapons with Hezbollah | 5.8% | 2.2% | 4.0% |
| Transferring the weapons to an external party | 3.0% | 1.6% | 2.3% |
| Total | 100.0% | 100.0% | 100.0% |

If Hezbollah hands over its weapons to the state, what would you prefer: (By Governorate)

| If Hezbollah hands over its weapons to the state, what would you prefer: | Beirut | Mount Lebanon | Keserwan-Jbeil | North | South | Nabatieh | Bekaa | Baalbek-Hermel | Akkar | Total |
|--|---------------|---------------|----------------|---------------|---------------|---------------|---------------|----------------|---------------|---------------|
| Retaining the weapons and training the Lebanese Army to use them | 77.7% | 78.7% | 93.1% | 92.5% | 72.4% | 38.5% | 65.2% | 32.5% | 70.7% | 72.5% |
| Transferring the weapons to Iran | 10.6% | 3.5% | 1.7% | 2.7% | 22.4% | 39.7% | 7.2% | 55.8% | 2.7% | 13.2% |
| Destroying the weapons | 3.2% | 14.3% | 3.4% | 2.7% | 0.0% | 0.0% | 21.7% | 0.0% | 20.0% | 8.0% |
| Keeping the weapons with Hezbollah | 8.5% | 3.1% | 1.7% | 0.0% | 0.9% | 15.4% | 0.0% | 10.4% | 1.3% | 4.0% |
| Transferring the weapons to an external party | 0.0% | 0.3% | 0.0% | 2.1% | 4.3% | 6.4% | 5.8% | 1.3% | 5.3% | 2.3% |
| Total | 100.0% | 100.0% | 100.0% | 100.0% | 100.0% | 100.0% | 100.0% | 100.0% | 100.0% | 100.0% |

Base: 2000

In your opinion, who is primarily responsible for hindering the effective arming of the Lebanese Army?



Base: 2000

In your opinion, who is primarily responsible for hindering the effective arming of the Lebanese Army? (By Sect)

| In your opinion, who is primarily responsible for hindering the effective arming of the Lebanese Army? | Maronite | Greek Orthodox | Greek Catholic | Armenian Orthodox / Catholic | Sunni | Shia | Druze | Alawite | Christian minorities | Total |
|--|---------------|----------------|----------------|------------------------------|---------------|---------------|---------------|---------------|----------------------|---------------|
| The United States | 25.4% | 13.9% | 25.5% | 20.6% | 40.9% | 87.1% | 17.5% | 55.6% | 10.0% | 45.6% |
| Hezbollah | 48.8% | 55.6% | 44.7% | 38.2% | 43.7% | 0.7% | 75.4% | 22.2% | 40.0% | 35.1% |
| Don't know / Refuse to answer | 8.9% | 12.5% | 21.3% | 29.4% | 4.3% | 6.1% | 0.0% | 0.0% | 50.0% | 8.2% |
| Iran | 9.4% | 6.9% | 0.0% | 0.0% | 2.9% | 0.0% | 1.8% | 0.0% | 0.0% | 3.4% |
| Israel | 4.2% | 5.6% | 0.0% | 0.0% | 3.9% | 0.7% | 0.0% | 11.1% | 0.0% | 2.7% |
| Europe | 0.0% | 1.4% | 6.4% | 5.9% | 1.8% | 2.5% | 1.8% | 0.0% | 0.0% | 1.9% |
| Saudi Arabia | 0.0% | 0.0% | 0.0% | 0.0% | 1.1% | 1.8% | 1.8% | 11.1% | 0.0% | 1.0% |
| Others, less than 1% | 3.3% | 4.2% | 2.1% | 5.9% | 1.4% | 1.1% | 1.8% | 0.0% | 0.0% | 2.1% |
| Total | 100.0% | 100.0% | 100.0% | 100.0% | 100.0% | 100.0% | 100.0% | 100.0% | 100.0% | 100.0% |

In your opinion, who is primarily responsible for hindering the effective arming of the Lebanese Army? (By Age)

| In your opinion, who is primarily responsible for hindering the effective arming of the Lebanese Army? | 21-29 | 30-39 | 40-49 | 50-59 | 60-69 | 70+ | Total |
|--|---------------|---------------|---------------|---------------|---------------|---------------|---------------|
| The United States | 55.0% | 53.2% | 44.4% | 35.1% | 38.8% | 31.6% | 45.6% |
| Hezbollah | 30.0% | 31.1% | 35.4% | 41.6% | 37.3% | 47.4% | 35.1% |
| Don't know / Refuse to answer | 7.5% | 8.1% | 7.6% | 9.9% | 8.2% | 5.3% | 8.2% |
| Iran | 0.5% | 1.4% | 5.4% | 4.5% | 6.0% | 5.3% | 3.4% |
| Israel | 2.5% | 1.8% | 1.8% | 3.5% | 5.2% | 0.0% | 2.7% |
| Europe | 1.5% | 1.4% | 3.1% | 2.0% | 0.7% | 5.3% | 1.9% |
| Saudi Arabia | 1.5% | 1.4% | 0.4% | 1.5% | 0.0% | 0.0% | 1.0% |
| Others, less than 1% | 1.5% | 1.8% | 1.8% | 2.0% | 3.7% | 5.3% | 2.1% |
| Total | 100.0% | 100.0% | 100.0% | 100.0% | 100.0% | 100.0% | 100.0% |

Base: 2000

In your opinion, who is primarily responsible for hindering the effective arming of the Lebanese Army? (By Gender)

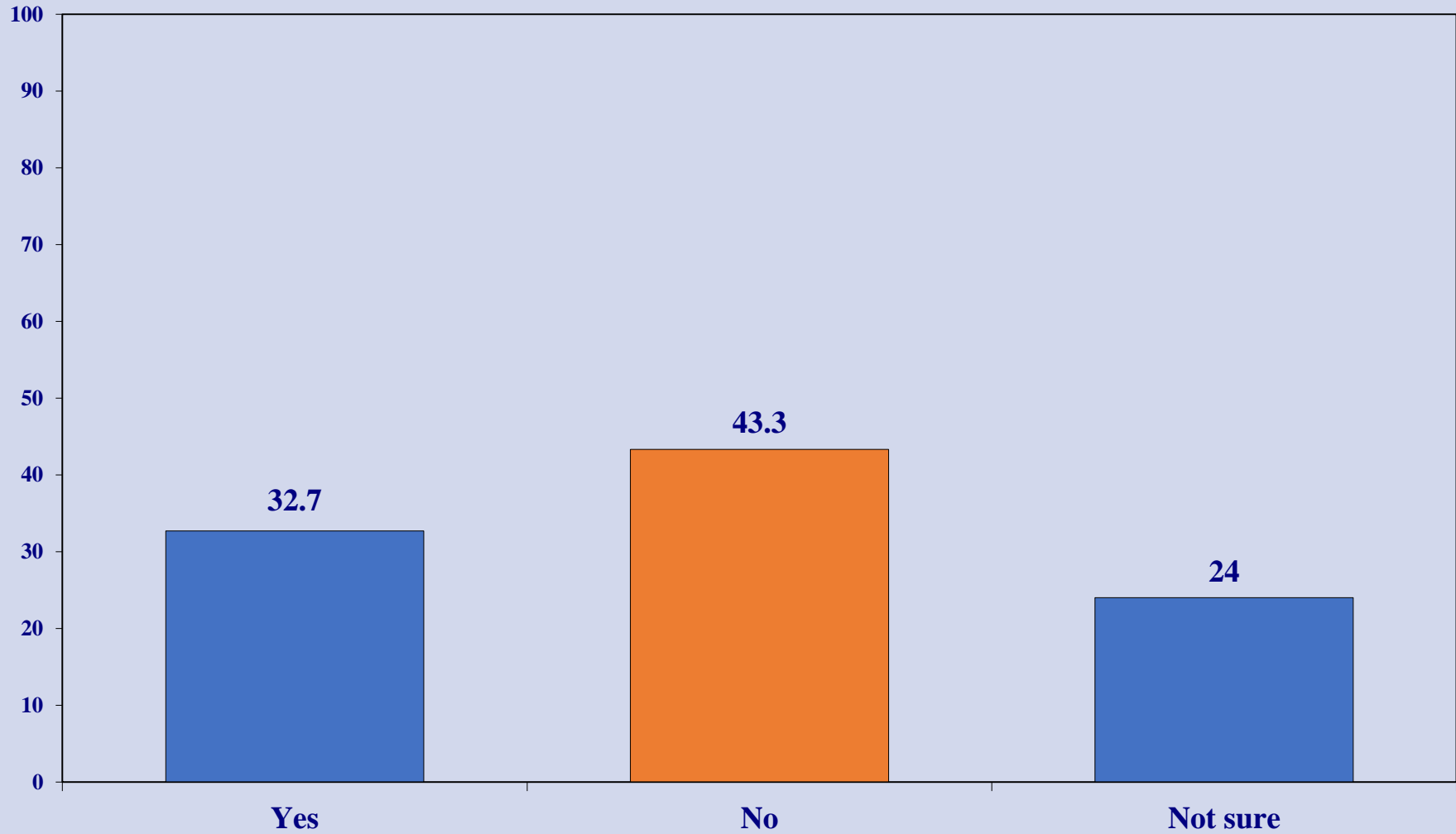
| In your opinion, who is primarily responsible for hindering the effective arming of the Lebanese Army? | Male | Female | Total |
|--|---------------|---------------|---------------|
| The United States | 48.0% | 43.2% | 45.6% |
| Hezbollah | 35.2% | 35.0% | 35.1% |
| Don't know / Refuse to answer | 6.6% | 9.8% | 8.2% |
| Iran | 2.6% | 4.2% | 3.4% |
| Israel | 2.8% | 2.6% | 2.7% |
| Europe | 1.4% | 2.4% | 1.9% |
| Saudi Arabia | 1.2% | 0.8% | 1.0% |
| Others, less than 1% | 2.2% | 2.0% | 2.1% |
| Total | 100.0% | 100.0% | 100.0% |

In your opinion, who is primarily responsible for hindering the effective arming of the Lebanese Army? (By Governorate)

| In your opinion, who is primarily responsible for hindering the effective arming of the Lebanese Army? | Beirut | Mount Lebanon | Keserwan-Jbeil | North | South | Nabatieh | Bekaa | Baalbek-Hermel | Akkar | Total |
|--|---------------|---------------|----------------|---------------|---------------|---------------|---------------|----------------|---------------|---------------|
| The United States | 61.7% | 23.7% | 46.6% | 28.8% | 85.3% | 76.9% | 49.3% | 76.6% | 12.0% | 45.6% |
| Hezbollah | 19.1% | 45.6% | 20.7% | 52.7% | 5.2% | 16.7% | 40.6% | 16.9% | 70.7% | 35.1% |
| Don't know / Refuse to answer | 5.3% | 17.4% | 13.8% | 2.1% | 6.9% | 0.0% | 0.0% | 0.0% | 10.7% | 8.2% |
| Iran | 2.1% | 6.6% | 0.0% | 6.8% | 0.9% | 0.0% | 1.4% | 0.0% | 1.3% | 3.4% |
| Israel | 9.6% | 1.0% | 3.4% | 5.5% | 0.0% | 0.0% | 2.9% | 1.3% | 2.7% | 2.7% |
| Europe | 0.0% | 1.0% | 8.6% | 1.4% | 0.9% | 0.0% | 4.3% | 5.2% | 1.3% | 1.9% |
| Saudi Arabia | 2.1% | 0.7% | 0.0% | 1.4% | 0.9% | 3.8% | 0.0% | 0.0% | 0.0% | 1.0% |
| Others, less than 1% | 0.0% | 3.8% | 6.9% | 1.4% | 0.0% | 2.6% | 1.4% | 0.0% | 1.3% | 2.1% |
| Total | 100.0% | 100.0% | 100.0% | 100.0% | 100.0% | 100.0% | 100.0% | 100.0% | 100.0% | 100.0% |

Base: 2000

In your opinion, is it possible to achieve a just peace between Lebanon and Israel?



Base: 2000

In your opinion, is it possible to achieve a just peace between Lebanon and Israel? (By Sect)

| In your opinion, is it possible to achieve a just peace between Lebanon and Israel? | Maronite | Greek Orthodox | Greek Catholic | Armenian Orthodox / Catholic | Sunni | Shia | Druze | Alawite | Christian minorities | Total |
|---|---------------|----------------|----------------|------------------------------|---------------|---------------|---------------|---------------|----------------------|---------------|
| Yes | 51.6% | 47.2% | 59.6% | 32.4% | 30.8% | 1.8% | 80.7% | 11.1% | 60.0% | 32.7% |
| No | 19.2% | 19.4% | 12.8% | 5.9% | 43.0% | 83.5% | 14.0% | 88.9% | 10.0% | 43.3% |
| Not sure | 29.1% | 33.3% | 27.7% | 61.8% | 26.2% | 14.7% | 5.3% | 0.0% | 30.0% | 24.0% |
| Total | 100.0% | 100.0% | 100.0% | 100.0% | 100.0% | 100.0% | 100.0% | 100.0% | 100.0% | 100.0% |

In your opinion, is it possible to achieve a just peace between Lebanon and Israel? (By Age)

| In your opinion, is it possible to achieve a just peace between Lebanon and Israel? | 21-29 | 30-39 | 40-49 | 50-59 | 60-69 | 70+ | Total |
|---|---------------|---------------|---------------|---------------|---------------|---------------|---------------|
| Yes | 23.5% | 27.5% | 30.5% | 42.1% | 41.8% | 52.6% | 32.7% |
| No | 56.5% | 45.9% | 44.4% | 35.1% | 31.3% | 31.6% | 43.3% |
| Not sure | 20.0% | 26.6% | 25.1% | 22.8% | 26.9% | 15.8% | 24.0% |
| Total | 100.0% | 100.0% | 100.0% | 100.0% | 100.0% | 100.0% | 100.0% |

Base: 2000

In your opinion, is it possible to achieve a just peace between Lebanon and Israel? (By Gender)

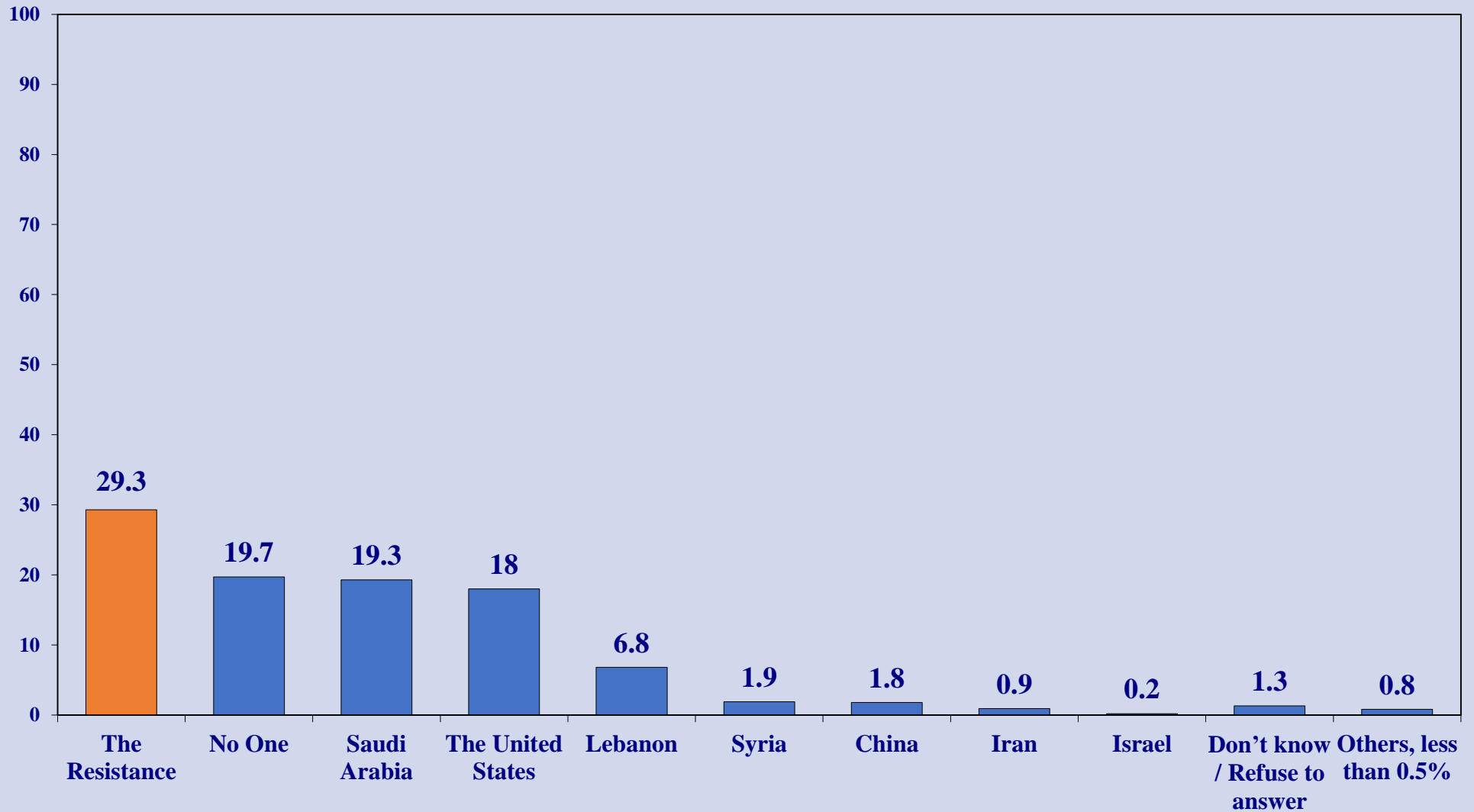
| In your opinion, is it possible to achieve a just peace between Lebanon and Israel? | Male | Female | Total |
|---|---------------|---------------|---------------|
| Yes | 31.2% | 34.2% | 32.7% |
| No | 47.0% | 39.6% | 43.3% |
| Not sure | 21.8% | 26.2% | 24.0% |
| Total | 100.0% | 100.0% | 100.0% |

In your opinion, is it possible to achieve a just peace between Lebanon and Israel? (By Governorate)

| In your opinion, is it possible to achieve a just peace between Lebanon and Israel? | Beirut | Mount Lebanon | Keserwan-Jbeil | North | South | Nabatieh | Bekaa | Baalbek-Hermel | Akkar | Total |
|---|---------------|---------------|----------------|---------------|---------------|---------------|---------------|----------------|---------------|---------------|
| Yes | 21.3% | 46.0% | 24.1% | 34.9% | 11.2% | 12.8% | 55.1% | 18.2% | 46.7% | 32.7% |
| No | 51.1% | 25.4% | 43.1% | 47.3% | 62.1% | 69.2% | 26.1% | 71.4% | 25.3% | 43.3% |
| Not sure | 27.7% | 28.6% | 32.8% | 17.8% | 26.7% | 17.9% | 18.8% | 10.4% | 28.0% | 24.0% |
| Total | 100.0% | 100.0% | 100.0% | 100.0% | 100.0% | 100.0% | 100.0% | 100.0% | 100.0% | 100.0% |

Base: 2000

Who is your preferred party among the following?



Base: 2000

Who is your preferred party among the following? (By Sect)

| Who is your preferred party among the following? | Maronite | Greek Orthodox | Greek Catholic | Armenian Orthodox / Catholic | Sunni | Shia | Druze | Alawite | Christian minorities | Total |
|--|---------------|----------------|----------------|------------------------------|---------------|---------------|---------------|---------------|----------------------|---------------|
| The Resistance | 5.2% | 8.3% | 8.5% | 0.0% | 14.0% | 78.9% | 10.5% | 66.7% | 10.0% | 29.3% |
| No One | 18.8% | 23.6% | 27.7% | 35.3% | 24.4% | 14.0% | 14.0% | 0.0% | 0.0% | 19.7% |
| Saudi Arabia | 19.7% | 9.7% | 8.5% | 11.8% | 44.1% | 0.0% | 14.0% | 33.3% | 20.0% | 19.3% |
| The United States | 35.2% | 41.7% | 36.2% | 44.1% | 2.2% | 0.4% | 52.6% | 0.0% | 60.0% | 18.0% |
| Lebanon | 13.1% | 11.1% | 6.4% | 8.8% | 4.3% | 3.9% | 5.3% | 0.0% | 0.0% | 6.8% |
| Syria | 0.5% | 0.0% | 0.0% | 0.0% | 6.5% | 0.0% | 0.0% | 0.0% | 0.0% | 1.9% |
| China | 2.8% | 4.2% | 0.0% | 0.0% | 2.9% | 0.0% | 1.8% | 0.0% | 0.0% | 1.8% |
| Iran | 0.5% | 0.0% | 0.0% | 0.0% | 0.4% | 2.5% | 0.0% | 0.0% | 0.0% | 0.9% |
| Israel | 0.5% | 0.0% | 0.0% | 0.0% | 0.0% | 0.0% | 1.8% | 0.0% | 0.0% | 0.2% |
| Don't know / Refuse to answer | 2.3% | 1.4% | 4.3% | 0.0% | 1.1% | 0.4% | 0.0% | 0.0% | 10.0% | 1.3% |
| Others, less than 0.5% | 1.4% | 0.0% | 8.5% | 0.0% | 0.4% | 0.0% | 0.0% | 0.0% | 0.0% | 0.8% |
| Total | 100.0% | 100.0% | 100.0% | 100.0% | 100.0% | 100.0% | 100.0% | 100.0% | 100.0% | 100.0% |

Base: 2000

Who is your preferred party among the following? (By Age)

| Who is your preferred party among the following? | 21-29 | 30-39 | 40-49 | 50-59 | 60-69 | 70+ | Total |
|--|---------------|---------------|---------------|---------------|---------------|---------------|---------------|
| The Resistance | 37.0% | 33.8% | 26.9% | 24.8% | 22.4% | 21.1% | 29.3% |
| No One | 22.0% | 21.2% | 20.2% | 17.8% | 17.2% | 10.5% | 19.7% |
| Saudi Arabia | 18.5% | 15.3% | 20.6% | 16.8% | 27.6% | 26.3% | 19.3% |
| The United States | 12.0% | 14.0% | 19.3% | 23.3% | 21.6% | 31.6% | 18.0% |
| Lebanon | 3.5% | 8.1% | 7.6% | 9.4% | 4.5% | 5.3% | 6.8% |
| Syria | 1.5% | 1.4% | 2.2% | 2.5% | 1.5% | 5.3% | 1.9% |
| China | 4.0% | 1.8% | 1.3% | 1.0% | 0.7% | 0.0% | 1.8% |
| Iran | 0.5% | 0.9% | 0.9% | 2.0% | 0.0% | 0.0% | 0.9% |
| Israel | 0.0% | 0.5% | 0.4% | 0.0% | 0.0% | 0.0% | 0.2% |
| Don't know / Refuse to answer | 1.0% | 2.7% | 0.0% | 1.0% | 2.2% | 0.0% | 1.3% |
| Others, less than 0.5% | 0.0% | 0.5% | 0.4% | 1.5% | 2.2% | 0.0% | 0.8% |
| Total | 100.0% | 100.0% | 100.0% | 100.0% | 100.0% | 100.0% | 100.0% |

Base: 2000

Who is your preferred party among the following? (By Gender)

| Who is your preferred party among the following? | Male | Female | Total |
|--|---------------|---------------|---------------|
| The Resistance | 33.0% | 25.6% | 29.3% |
| No One | 16.0% | 23.4% | 19.7% |
| Saudi Arabia | 19.6% | 19.0% | 19.3% |
| The United States | 17.4% | 18.6% | 18.0% |
| Lebanon | 7.6% | 6.0% | 6.8% |
| Syria | 2.0% | 1.8% | 1.9% |
| China | 1.6% | 2.0% | 1.8% |
| Iran | 1.0% | 0.8% | 0.9% |
| Israel | 0.2% | 0.2% | 0.2% |
| Don't know / Refuse to answer | 0.8% | 1.8% | 1.3% |
| Others, less than 0.5% | 0.8% | 0.8% | 0.8% |
| Total | 100.0% | 100.0% | 100.0% |

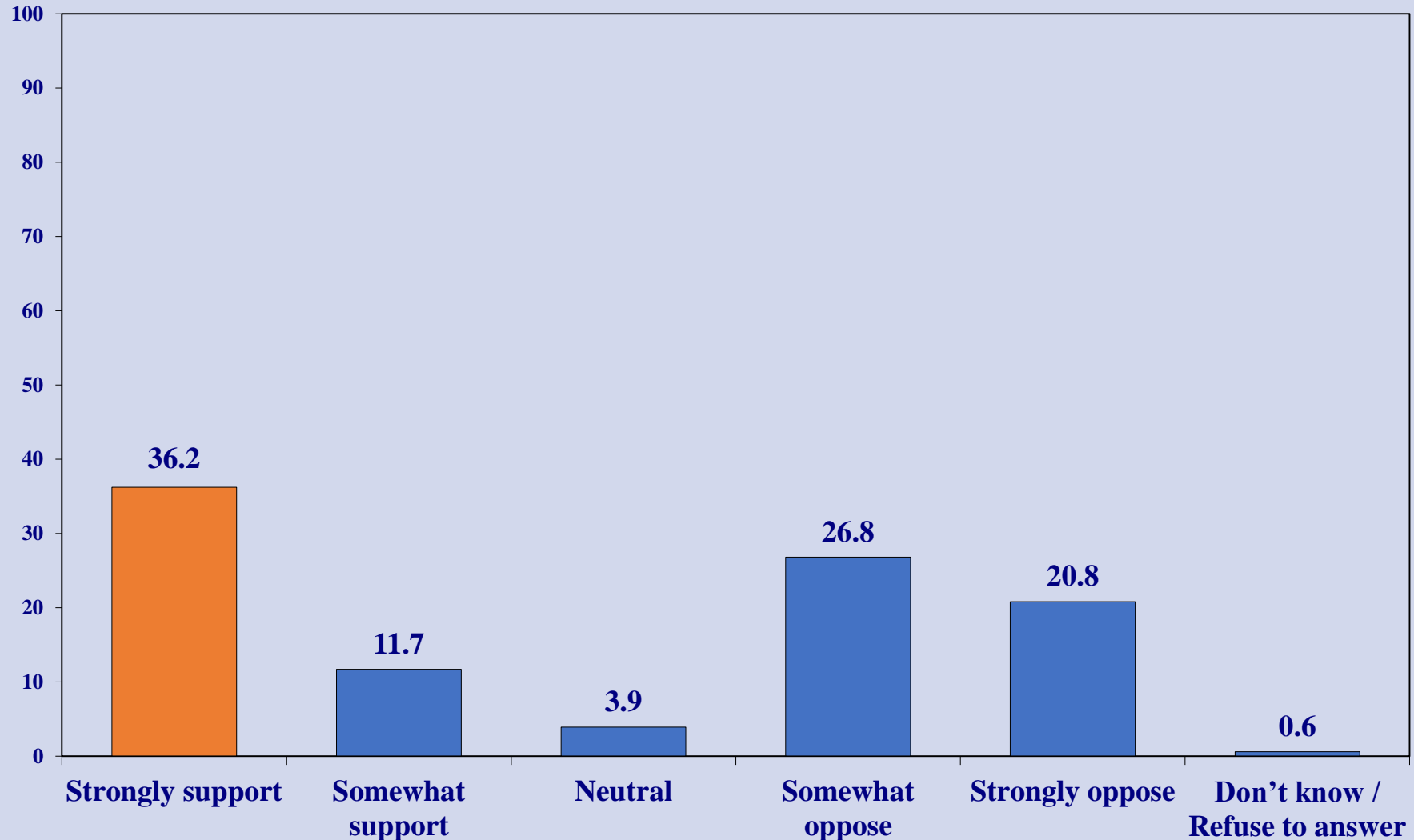
Base: 2000

Who is your preferred party among the following? (By Governorate)

| Who is your preferred party among the following? | Beirut | Mount Lebanon | Keserwan-Jbeil | North | South | Nabatieh | Bekaa | Baalbek-Hermel | Akkar | Total |
|--|---------------|---------------|----------------|---------------|---------------|---------------|---------------|----------------|---------------|---------------|
| The Resistance | 33.0% | 18.5% | 19.0% | 13.0% | 52.6% | 55.1% | 15.9% | 71.4% | 12.0% | 29.3% |
| No One | 24.5% | 19.5% | 20.7% | 18.5% | 25.9% | 26.9% | 17.4% | 6.5% | 14.7% | 19.7% |
| Saudi Arabia | 17.0% | 14.6% | 12.1% | 34.9% | 5.2% | 3.8% | 31.9% | 10.4% | 50.7% | 19.3% |
| The United States | 8.5% | 35.2% | 15.5% | 11.0% | 4.3% | 7.7% | 30.4% | 11.7% | 6.7% | 18.0% |
| Lebanon | 13.8% | 4.5% | 25.9% | 6.2% | 10.3% | 3.8% | 1.4% | 0.0% | 2.7% | 6.8% |
| Syria | 1.1% | 0.0% | 0.0% | 11.6% | 0.0% | 0.0% | 0.0% | 0.0% | 1.3% | 1.9% |
| China | 1.1% | 0.7% | 5.2% | 3.4% | 0.9% | 0.0% | 0.0% | 0.0% | 8.0% | 1.8% |
| Iran | 1.1% | 2.1% | 0.0% | 0.0% | 0.0% | 2.6% | 0.0% | 0.0% | 0.0% | 0.9% |
| Israel | 0.0% | 0.3% | 0.0% | 0.7% | 0.0% | 0.0% | 0.0% | 0.0% | 0.0% | 0.2% |
| Don't know / Refuse to answer | 0.0% | 2.4% | 1.7% | 0.7% | 0.9% | 0.0% | 0.0% | 0.0% | 4.0% | 1.3% |
| Others, less than 0.5% | 0.0% | 2.1% | 0.0% | 0.0% | 0.0% | 0.0% | 2.9% | 0.0% | 0.0% | 0.8% |
| Total | 100.0% | 100.0% | 100.0% | 100.0% | 100.0% | 100.0% | 100.0% | 100.0% | 100.0% | 100.0% |

Base: 2000

The Lebanese government made a mistake by agreeing to enter into direct negotiations with Israel before a ceasefire was established



Base: 2000

The Lebanese government made a mistake by agreeing to enter into direct negotiations with Israel before a ceasefire was established (By Sect)

| The Lebanese government made a mistake by agreeing to enter into direct negotiations with Israel before a ceasefire was established | Maronite | Greek Orthodox | Greek Catholic | Armenian Orthodox / Catholic | Sunni | Shia | Druze | Alawite | Christian minorities | Total |
|---|---------------|----------------|----------------|------------------------------|---------------|---------------|---------------|---------------|----------------------|---------------|
| Strongly support | 9.9% | 15.3% | 12.8% | 8.8% | 29.4% | 81.7% | 14.0% | 22.2% | 10.0% | 36.2% |
| Somewhat support | 8.5% | 9.7% | 12.8% | 11.8% | 14.7% | 12.5% | 1.8% | 44.4% | 10.0% | 11.7% |
| Neutral | 3.3% | 2.8% | 12.8% | 0.0% | 5.7% | 1.4% | 3.5% | 0.0% | 20.0% | 3.9% |
| Somewhat oppose | 45.5% | 41.7% | 23.4% | 70.6% | 30.8% | 4.3% | 7.0% | 33.3% | 10.0% | 26.8% |
| Strongly oppose | 32.9% | 27.8% | 29.8% | 8.8% | 19.4% | 0.0% | 73.7% | 0.0% | 50.0% | 20.8% |
| Don't know / Refuse to answer | 0.0% | 2.8% | 8.5% | 0.0% | 0.0% | 0.0% | 0.0% | 0.0% | 0.0% | 0.6% |
| Total | 100.0% | 100.0% | 100.0% | 100.0% | 100.0% | 100.0% | 100.0% | 100.0% | 100.0% | 100.0% |

The Lebanese government made a mistake by agreeing to enter into direct negotiations with Israel before a ceasefire was established (By Age)

| The Lebanese government made a mistake by agreeing to enter into direct negotiations with Israel before a ceasefire was established | 21-29 | 30-39 | 40-49 | 50-59 | 60-69 | 70+ | Total |
|---|---------------|---------------|---------------|---------------|---------------|---------------|---------------|
| Strongly support | 47.0% | 38.3% | 35.4% | 30.2% | 28.4% | 26.3% | 36.2% |
| Somewhat support | 13.5% | 12.2% | 12.1% | 9.9% | 11.2% | 5.3% | 11.7% |
| Neutral | 3.5% | 6.3% | 2.2% | 4.0% | 3.7% | 0.0% | 3.9% |
| Somewhat oppose | 21.0% | 25.7% | 30.0% | 28.7% | 29.9% | 21.1% | 26.8% |
| Strongly oppose | 14.5% | 16.2% | 19.7% | 27.2% | 26.1% | 47.4% | 20.8% |
| Don't know / Refuse to answer | 0.5% | 1.4% | 0.4% | 0.0% | 0.7% | 0.0% | 0.6% |
| Total | 100.0% | 100.0% | 100.0% | 100.0% | 100.0% | 100.0% | 100.0% |

Base: 2000

The Lebanese government made a mistake by agreeing to enter into direct negotiations with Israel before a ceasefire was established (By Gender)

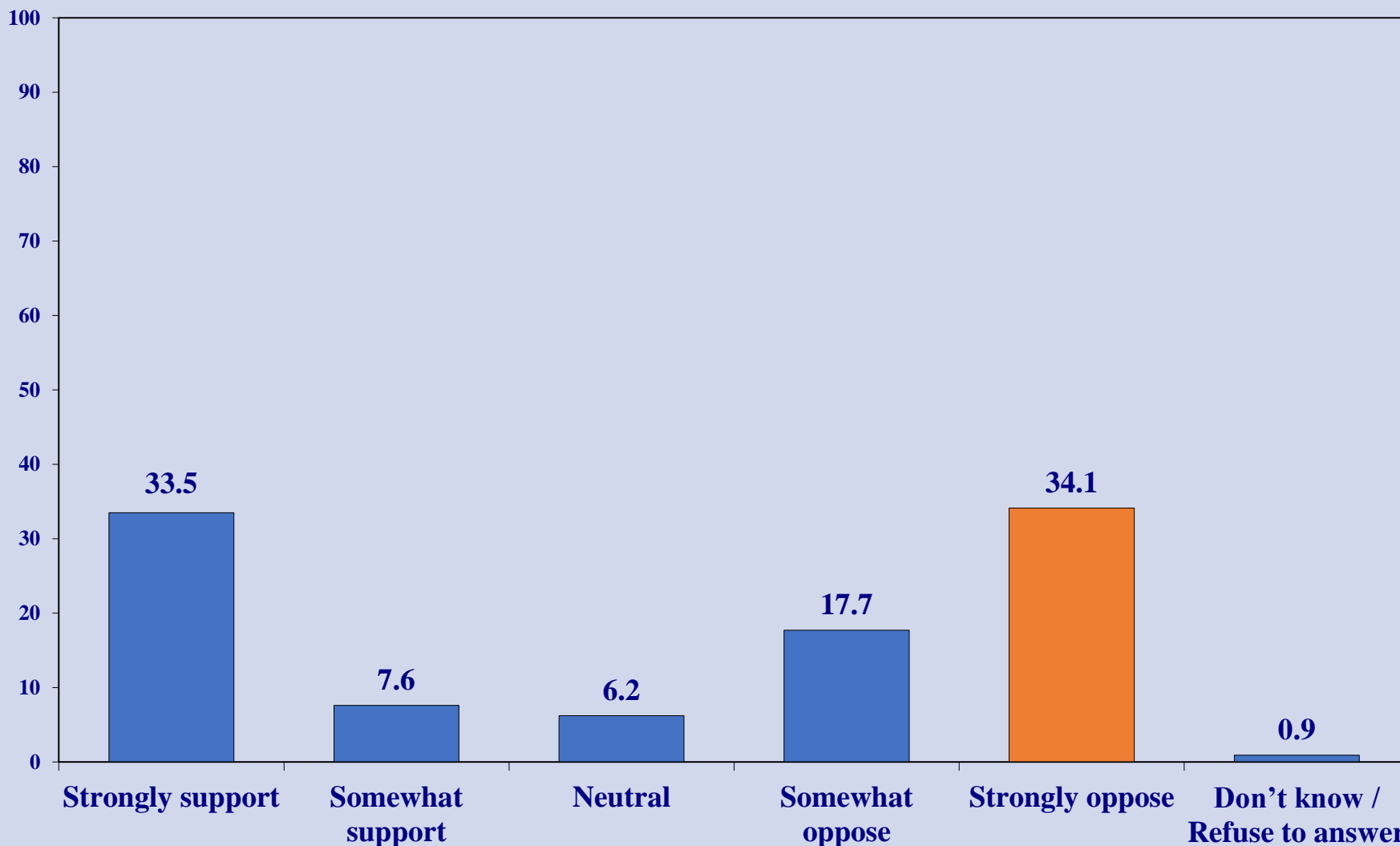
| The Lebanese government made a mistake by agreeing to enter into direct negotiations with Israel before a ceasefire was established | Male | Female | Total |
|---|---------------|---------------|---------------|
| Strongly support | 40.0% | 32.4% | 36.2% |
| Somewhat support | 12.2% | 11.2% | 11.7% |
| Neutral | 2.4% | 5.4% | 3.9% |
| Somewhat oppose | 24.2% | 29.4% | 26.8% |
| Strongly oppose | 20.8% | 20.8% | 20.8% |
| Don't know / Refuse to answer | 0.4% | 0.8% | 0.6% |
| Total | 100.0% | 100.0% | 100.0% |

The Lebanese government made a mistake by agreeing to enter into direct negotiations with Israel before a ceasefire was established (By Governorate)

| The Lebanese government made a mistake by agreeing to enter into direct negotiations with Israel before a ceasefire was established | Beirut | Mount Lebanon | Keserwan-Jbeil | North | South | Nabatieh | Bekaa | Baalbek-Hermel | Akkar | Total |
|---|---------------|---------------|----------------|---------------|---------------|---------------|---------------|----------------|---------------|---------------|
| Strongly support | 46.8% | 22.6% | 15.5% | 30.1% | 62.9% | 60.3% | 30.4% | 67.5% | 9.3% | 36.2% |
| Somewhat support | 10.6% | 6.6% | 19.0% | 7.5% | 13.8% | 17.9% | 11.6% | 14.3% | 22.7% | 11.7% |
| Neutral | 2.1% | 3.8% | 5.2% | 1.4% | 7.8% | 0.0% | 8.7% | 1.3% | 6.7% | 3.9% |
| Somewhat oppose | 20.2% | 30.0% | 46.6% | 28.1% | 12.9% | 15.4% | 29.0% | 16.9% | 46.7% | 26.8% |
| Strongly oppose | 20.2% | 34.8% | 13.8% | 32.9% | 2.6% | 6.4% | 20.3% | 0.0% | 14.7% | 20.8% |
| Don't know / Refuse to answer | 0.0% | 2.1% | 0.0% | 0.0% | 0.0% | 0.0% | 0.0% | 0.0% | 0.0% | 0.6% |
| Total | 100.0% | 100.0% | 100.0% | 100.0% | 100.0% | 100.0% | 100.0% | 100.0% | 100.0% | 100.0% |

Base: 2000

The Lebanese government made a mistake in designating Hezbollah's military wing as illegal



Base: 2000

The Lebanese government made a mistake in designating Hezbollah's military wing as illegal (By Sect)

| The Lebanese government made a mistake in designating Hezbollah's military wing as illegal | Maronite | Greek Orthodox | Greek Catholic | Armenian Orthodox / Catholic | Sunni | Shia | Druze | Alawite | Christian minorities | Total |
|--|---------------|----------------|----------------|------------------------------|---------------|---------------|---------------|---------------|----------------------|---------------|
| Strongly support | 11.3% | 13.9% | 8.5% | 5.9% | 18.6% | 81.7% | 14.0% | 44.4% | 30.0% | 33.5% |
| Somewhat support | 2.8% | 1.4% | 6.4% | 2.9% | 10.4% | 11.5% | 1.8% | 33.3% | 0.0% | 7.6% |
| Neutral | 3.3% | 2.8% | 12.8% | 0.0% | 11.8% | 3.6% | 3.5% | 0.0% | 20.0% | 6.2% |
| Somewhat oppose | 26.8% | 23.6% | 25.5% | 76.5% | 18.6% | 3.2% | 7.0% | 0.0% | 0.0% | 17.7% |
| Strongly oppose | 55.4% | 54.2% | 36.2% | 14.7% | 40.5% | 0.0% | 73.7% | 22.2% | 50.0% | 34.1% |
| Don't know / Refuse to answer | 0.5% | 4.2% | 10.6% | 0.0% | 0.0% | 0.0% | 0.0% | 0.0% | 0.0% | 0.9% |
| Total | 100.0% | 100.0% | 100.0% | 100.0% | 100.0% | 100.0% | 100.0% | 100.0% | 100.0% | 100.0% |

The Lebanese government made a mistake in designating Hezbollah's military wing as illegal (By Age)

| The Lebanese government made a mistake in designating Hezbollah's military wing as illegal | 21-29 | 30-39 | 40-49 | 50-59 | 60-69 | 70+ | Total |
|--|---------------|---------------|---------------|---------------|---------------|---------------|---------------|
| Strongly support | 40.0% | 36.0% | 33.2% | 27.7% | 29.1% | 31.6% | 33.5% |
| Somewhat support | 8.0% | 9.0% | 8.1% | 6.9% | 5.2% | 5.3% | 7.6% |
| Neutral | 7.0% | 7.7% | 6.3% | 3.0% | 8.2% | 0.0% | 6.2% |
| Somewhat oppose | 19.0% | 15.8% | 17.0% | 21.8% | 15.7% | 5.3% | 17.7% |
| Strongly oppose | 25.5% | 29.7% | 35.0% | 39.6% | 41.0% | 57.9% | 34.1% |
| Don't know / Refuse to answer | 0.5% | 1.8% | 0.4% | 1.0% | 0.7% | 0.0% | 0.9% |
| Total | 100.0% | 100.0% | 100.0% | 100.0% | 100.0% | 100.0% | 100.0% |

Base: 2000

The Lebanese government made a mistake in designating Hezbollah's military wing as illegal (By Gender)

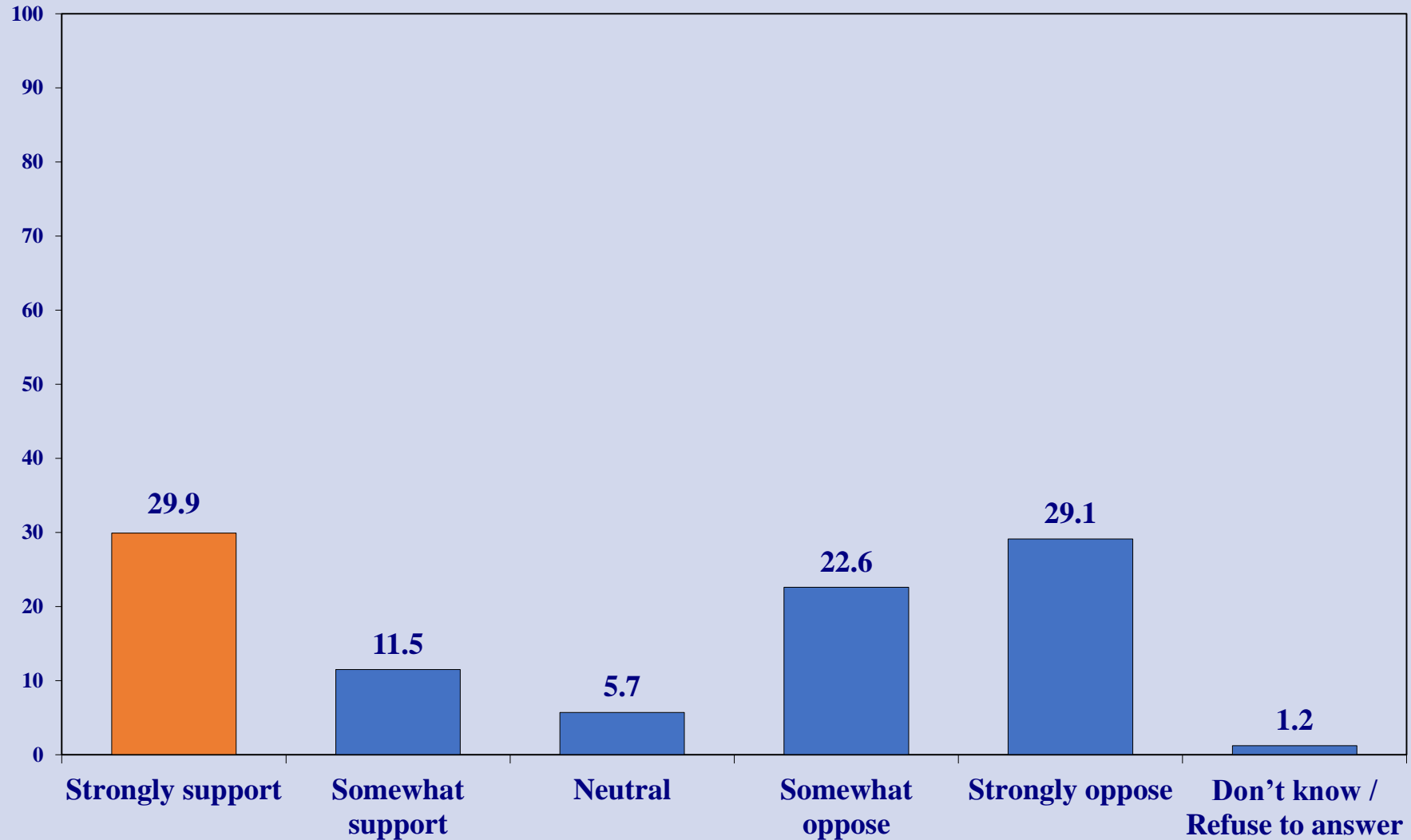
| The Lebanese government made a mistake in designating Hezbollah's military wing as illegal | Male | Female | Total |
|--|---------------|---------------|---------------|
| Strongly support | 36.2% | 30.8% | 33.5% |
| Somewhat support | 8.4% | 6.8% | 7.6% |
| Neutral | 4.4% | 8.0% | 6.2% |
| Somewhat oppose | 16.0% | 19.4% | 17.7% |
| Strongly oppose | 34.8% | 33.4% | 34.1% |
| Don't know / Refuse to answer | 0.2% | 1.6% | 0.9% |
| Total | 100.0% | 100.0% | 100.0% |

The Lebanese government made a mistake in designating Hezbollah's military wing as illegal (By Governorate)

| The Lebanese government made a mistake in designating Hezbollah's military wing as illegal | Beirut | Mount Lebanon | Keserwan-Jbeil | North | South | Nabatieh | Bekaa | Baalbek-Hermel | Akkar | Total |
|--|---------------|---------------|----------------|---------------|---------------|---------------|---------------|----------------|---------------|---------------|
| Strongly support | 38.3% | 23.0% | 17.2% | 22.6% | 64.7% | 59.0% | 17.4% | 63.6% | 10.7% | 33.5% |
| Somewhat support | 3.2% | 1.7% | 17.2% | 4.8% | 12.9% | 15.4% | 4.3% | 11.7% | 16.0% | 7.6% |
| Neutral | 9.6% | 3.8% | 1.7% | 3.4% | 10.3% | 2.6% | 10.1% | 10.4% | 9.3% | 6.2% |
| Somewhat oppose | 10.6% | 21.6% | 25.9% | 7.5% | 8.6% | 14.1% | 40.6% | 11.7% | 28.0% | 17.7% |
| Strongly oppose | 38.3% | 46.7% | 37.9% | 61.6% | 3.4% | 9.0% | 27.5% | 2.6% | 36.0% | 34.1% |
| Don't know / Refuse to answer | 0.0% | 3.1% | 0.0% | 0.0% | 0.0% | 0.0% | 0.0% | 0.0% | 0.0% | 0.9% |
| Total | 100.0% | 100.0% | 100.0% | 100.0% | 100.0% | 100.0% | 100.0% | 100.0% | 100.0% | 100.0% |

Base: 2000

The Lebanese government was wrong in asserting that diplomacy alone can protect Lebanon



Base: 2000

The Lebanese government was wrong in asserting that diplomacy alone can protect Lebanon (By Sect)

| The Lebanese government was wrong in asserting that diplomacy alone can protect Lebanon | Maronite | Greek Orthodox | Greek Catholic | Armenian Orthodox / Catholic | Sunni | Shia | Druze | Alawite | Christian minorities | Total |
|---|---------------|----------------|----------------|------------------------------|---------------|---------------|---------------|---------------|----------------------|---------------|
| Strongly support | 12.2% | 12.5% | 14.9% | 5.9% | 18.6% | 69.5% | 8.8% | 22.2% | 20.0% | 29.9% |
| Somewhat support | 8.5% | 9.7% | 8.5% | 8.8% | 13.3% | 14.0% | 5.3% | 33.3% | 10.0% | 11.5% |
| Neutral | 5.6% | 2.8% | 12.8% | 0.0% | 6.1% | 6.5% | 1.8% | 0.0% | 10.0% | 5.7% |
| Somewhat oppose | 35.2% | 30.6% | 19.1% | 58.8% | 22.9% | 9.7% | 10.5% | 11.1% | 20.0% | 22.6% |
| Strongly oppose | 38.0% | 41.7% | 40.4% | 26.5% | 38.4% | 0.0% | 73.7% | 11.1% | 20.0% | 29.1% |
| Don't know / Refuse to answer | 0.5% | 2.8% | 4.3% | 0.0% | 0.7% | 0.4% | 0.0% | 22.2% | 20.0% | 1.2% |
| Total | 100.0% | 100.0% | 100.0% | 100.0% | 100.0% | 100.0% | 100.0% | 100.0% | 100.0% | 100.0% |

The Lebanese government was wrong in asserting that diplomacy alone can protect Lebanon (By Age)

| The Lebanese government was wrong in asserting that diplomacy alone can protect Lebanon | 21-29 | 30-39 | 40-49 | 50-59 | 60-69 | 70+ | Total |
|---|---------------|---------------|---------------|---------------|---------------|---------------|---------------|
| Strongly support | 32.5% | 32.0% | 30.0% | 25.2% | 28.4% | 36.8% | 29.9% |
| Somewhat support | 15.5% | 10.4% | 9.9% | 9.9% | 13.4% | 5.3% | 11.5% |
| Neutral | 6.5% | 7.2% | 4.5% | 5.9% | 3.7% | 5.3% | 5.7% |
| Somewhat oppose | 20.0% | 23.4% | 24.2% | 24.8% | 20.1% | 15.8% | 22.6% |
| Strongly oppose | 24.0% | 26.1% | 29.1% | 34.2% | 32.8% | 36.8% | 29.1% |
| Don't know / Refuse to answer | 1.5% | 0.9% | 2.2% | 0.0% | 1.5% | 0.0% | 1.2% |
| Total | 100.0% | 100.0% | 100.0% | 100.0% | 100.0% | 100.0% | 100.0% |

Base: 2000

The Lebanese government was wrong in asserting that diplomacy alone can protect Lebanon (By Gender)

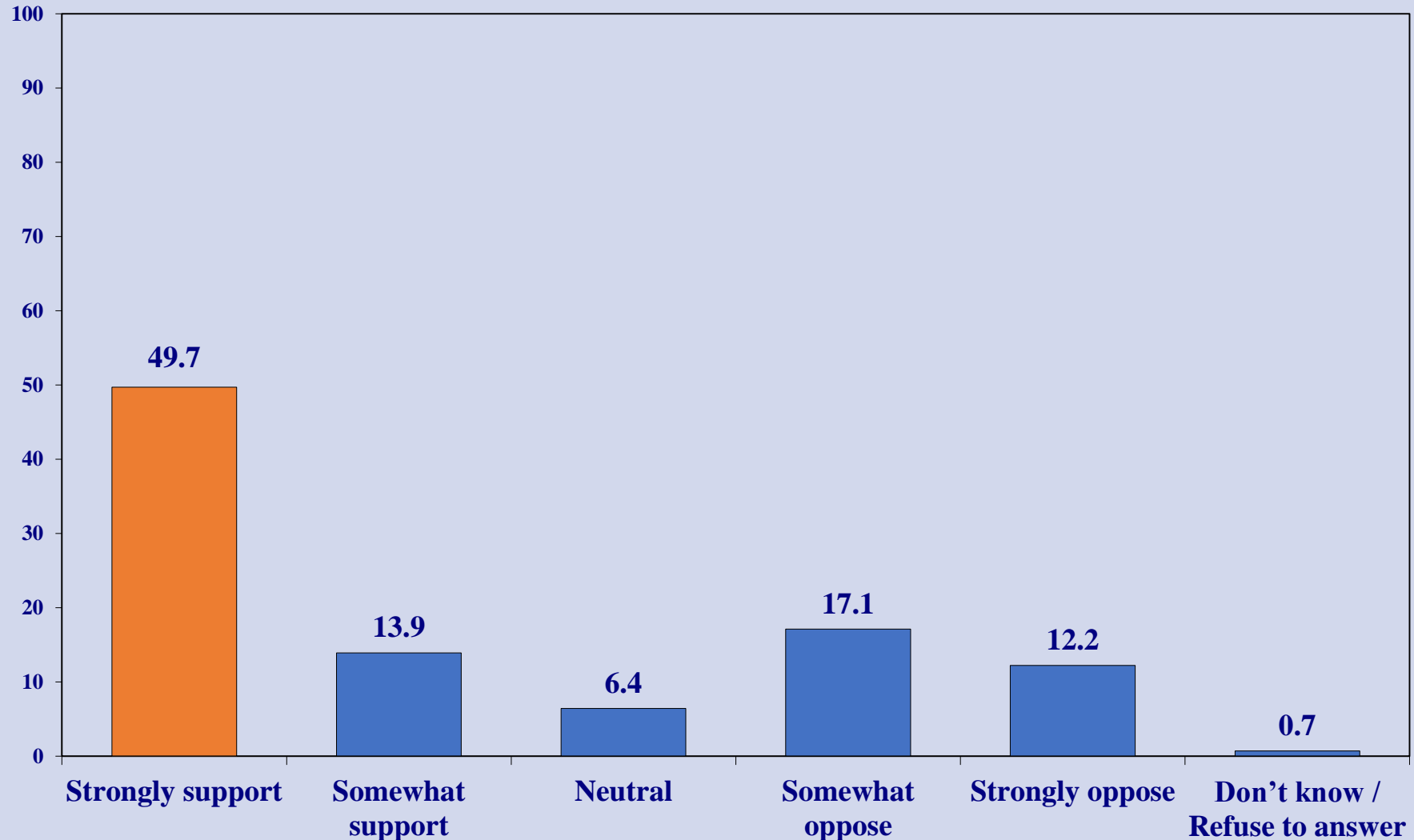
| The Lebanese government was wrong in asserting that diplomacy alone can protect Lebanon | Male | Female | Total |
|---|---------------|---------------|---------------|
| Strongly support | 33.8% | 26.0% | 29.9% |
| Somewhat support | 11.0% | 12.0% | 11.5% |
| Neutral | 5.6% | 5.8% | 5.7% |
| Somewhat oppose | 19.6% | 25.6% | 22.6% |
| Strongly oppose | 29.4% | 28.8% | 29.1% |
| Don't know / Refuse to answer | 0.6% | 1.8% | 1.2% |
| Total | 100.0% | 100.0% | 100.0% |

The Lebanese government was wrong in asserting that diplomacy alone can protect Lebanon (By Governorate)

| The Lebanese government was wrong in asserting that diplomacy alone can protect Lebanon | Beirut | Mount Lebanon | Keserwan-Jbeil | North | South | Nabatieh | Bekaa | Baalbek-Hermel | Akkar | Total |
|---|---------------|---------------|----------------|---------------|---------------|---------------|---------------|----------------|---------------|---------------|
| Strongly support | 47.9% | 22.6% | 24.1% | 21.2% | 46.6% | 59.0% | 0.0% | 53.2% | 4.0% | 29.9% |
| Somewhat support | 7.4% | 8.4% | 6.9% | 8.2% | 13.8% | 12.8% | 11.6% | 15.6% | 29.3% | 11.5% |
| Neutral | 5.3% | 4.9% | 13.8% | 2.7% | 6.9% | 0.0% | 11.6% | 9.1% | 4.0% | 5.7% |
| Somewhat oppose | 10.6% | 28.2% | 29.3% | 14.4% | 21.6% | 19.2% | 31.9% | 14.3% | 32.0% | 22.6% |
| Strongly oppose | 26.6% | 34.5% | 24.1% | 50.0% | 11.2% | 9.0% | 44.9% | 7.8% | 30.7% | 29.1% |
| Don't know / Refuse to answer | 2.1% | 1.4% | 1.7% | 3.4% | 0.0% | 0.0% | 0.0% | 0.0% | 0.0% | 1.2% |
| Total | 100.0% | 100.0% | 100.0% | 100.0% | 100.0% | 100.0% | 100.0% | 100.0% | 100.0% | 100.0% |

Base: 2000

People in the South have the right to resist Israel regardless of who supports them



Base: 2000

People in the South have the right to resist Israel regardless of who supports them (By Sect)

| People in the South have the right to resist Israel regardless of who supports them | Maronite | Greek Orthodox | Greek Catholic | Armenian Orthodox / Catholic | Sunni | Shia | Druze | Alawite | Christian minorities | Total |
|---|---------------|----------------|----------------|------------------------------|---------------|---------------|---------------|---------------|----------------------|---------------|
| Strongly support | 36.2% | 33.3% | 21.3% | 23.5% | 44.4% | 84.6% | 14.0% | 100.0% | 10.0% | 49.7% |
| Somewhat support | 9.9% | 8.3% | 8.5% | 2.9% | 26.2% | 10.4% | 8.8% | 0.0% | 0.0% | 13.9% |
| Neutral | 8.9% | 8.3% | 14.9% | 0.0% | 6.1% | 1.4% | 17.5% | 0.0% | 10.0% | 6.4% |
| Somewhat oppose | 28.6% | 16.7% | 21.3% | 58.8% | 12.5% | 3.6% | 35.1% | 0.0% | 30.0% | 17.1% |
| Strongly oppose | 16.4% | 30.6% | 25.5% | 14.7% | 10.8% | 0.0% | 24.6% | 0.0% | 40.0% | 12.2% |
| Don't know / Refuse to answer | 0.0% | 2.8% | 8.5% | 0.0% | 0.0% | 0.0% | 0.0% | 0.0% | 10.0% | 0.7% |
| Total | 100.0% | 100.0% | 100.0% | 100.0% | 100.0% | 100.0% | 100.0% | 100.0% | 100.0% | 100.0% |

People in the South have the right to resist Israel regardless of who supports them (By Age)

| People in the South have the right to resist Israel regardless of who supports them | 21-29 | 30-39 | 40-49 | 50-59 | 60-69 | 70+ | Total |
|---|---------------|---------------|---------------|---------------|---------------|---------------|---------------|
| Strongly support | 60.5% | 52.3% | 45.7% | 44.1% | 47.0% | 31.6% | 49.7% |
| Somewhat support | 13.5% | 14.4% | 16.6% | 11.9% | 12.7% | 10.5% | 13.9% |
| Neutral | 5.5% | 4.5% | 9.0% | 6.4% | 5.2% | 15.8% | 6.4% |
| Somewhat oppose | 8.0% | 15.3% | 18.8% | 21.8% | 21.6% | 31.6% | 17.1% |
| Strongly oppose | 12.0% | 12.6% | 9.4% | 15.3% | 11.9% | 10.5% | 12.2% |
| Don't know / Refuse to answer | 0.5% | 0.9% | 0.4% | 0.5% | 1.5% | 0.0% | 0.7% |
| Total | 100.0% | 100.0% | 100.0% | 100.0% | 100.0% | 100.0% | 100.0% |

Base: 2000

People in the South have the right to resist Israel regardless of who supports them (By Gender)

| People in the South have the right to resist Israel regardless of who supports them | Male | Female | Total |
|---|---------------|---------------|---------------|
| Strongly support | 52.8% | 46.6% | 49.7% |
| Somewhat support | 12.8% | 15.0% | 13.9% |
| Neutral | 4.6% | 8.2% | 6.4% |
| Somewhat oppose | 17.0% | 17.2% | 17.1% |
| Strongly oppose | 12.4% | 12.0% | 12.2% |
| Don't know / Refuse to answer | 0.4% | 1.0% | 0.7% |
| Total | 100.0% | 100.0% | 100.0% |

People in the South have the right to resist Israel regardless of who supports them (By Governorate)

| People in the South have the right to resist Israel regardless of who supports them | Beirut | Mount Lebanon | Keserwan-Jbeil | North | South | Nabatieh | Bekaa | Baalbek-Hermel | Akkar | Total |
|---|---------------|---------------|----------------|---------------|---------------|---------------|---------------|----------------|---------------|---------------|
| Strongly support | 75.5% | 31.0% | 55.2% | 55.5% | 75.9% | 55.1% | 23.2% | 75.3% | 25.3% | 49.7% |
| Somewhat support | 4.3% | 5.2% | 19.0% | 24.7% | 10.3% | 17.9% | 17.4% | 13.0% | 33.3% | 13.9% |
| Neutral | 4.3% | 12.5% | 5.2% | 0.0% | 6.0% | 1.3% | 14.5% | 0.0% | 4.0% | 6.4% |
| Somewhat oppose | 10.6% | 36.2% | 17.2% | 8.9% | 4.3% | 16.7% | 11.6% | 3.9% | 6.7% | 17.1% |
| Strongly oppose | 5.3% | 12.5% | 3.4% | 11.0% | 3.4% | 9.0% | 33.3% | 7.8% | 30.7% | 12.2% |
| Don't know / Refuse to answer | 0.0% | 2.4% | 0.0% | 0.0% | 0.0% | 0.0% | 0.0% | 0.0% | 0.0% | 0.7% |
| Total | 100.0% | 100.0% | 100.0% | 100.0% | 100.0% | 100.0% | 100.0% | 100.0% | 100.0% | 100.0% |

Base: 2000

INFORMATION
INTERNATIONAL sal

السرولستري
للمعلومات

INTERNATIONAL
NATIONAL
ONAL

